




THIS IS

TERRAPIN

BASKETBALL



ALL-TIME

RECORDS

YEAR-BY-YEAR FINISHES

Year	Overall			Final Rank	Home			Conference				Conference Tour.			Coach	Postseason
	Win	Loss	Pct.		Home	Away	Neu.	Win	Loss	Pct.	Finish	Win	Loss	Finish		
1904-05	0	2	.000													
1910-11	3	9	.250		2-3	1-6										
1913-14	0	16	.000		0-5	0-11										
1918-19	1	5	.167		0-0	0-0	1-5									
1923-24	5	7	.417		3-6	1-0	1-1	1	2	.333	11th	1	1	Quarterfinals	H. Burton Shipley	
1924-25	12	5	.706		7-2	4-2	1-1	3	1	.750	4th	0	1	First Round	H. Burton Shipley	
1925-26	14	3	.824		10-1	4-1	0-1	7	1	.875	4th	0	1	First Round	H. Burton Shipley	
1926-27	10	10	.500		7-2	3-7	0-1	6	4	.600	9th	0	1	First Round	H. Burton Shipley	
1927-28	14	4	.778		11-0	3-4		8	1	.889	4th			DNP	H. Burton Shipley	
1928-29	7	9	.438		3-5	4-3	0-1	2	5	.286	21st	0	1	First Round	H. Burton Shipley	
1929-30	16	6	.727		10-3	6-2	0-1	9	5	.643	10th	0	1	First Round	H. Burton Shipley	
1930-31	18	4	.818		10-2	4-2	4-0	8	1	.889	2nd	2	0	Champions	H. Burton Shipley	
1931-32	16	4	.800		11-1	5-2	0-1	9	1	.900	T1st	0	1	First Round	H. Burton Shipley	
1932-33	11	9	.550		10-2	1-6	0-1	7	3	.700	3rd	0	1	First Round	H. Burton Shipley	
1933-34	11	8	.579		9-4	2-3	0-1	6	1	.857	3rd	0	1	First Round	H. Burton Shipley	
1934-35	8	10	.444		6-8	2-2		4	3	.571	5th			DNP	H. Burton Shipley	
1935-36	14	6	.700		9-3	4-2	1-1	4	3	.571	4th	1	1	Semifinals	H. Burton Shipley	
1936-37	8	12	.400		7-4	1-7	0-1	5	8	.385	T10th	0	1	First Round	H. Burton Shipley	
1937-38	15	9	.625		10-3	4-5	1-1	6	4	.600	7th	1	1	Semifinals	H. Burton Shipley	
1938-39	15	9	.625		9-2	4-6	2-1	8	3	.727	T2nd	2	1	Finals	H. Burton Shipley	
1939-40	14	9	.609		9-2	4-6	1-1	7	5	.583	5th	1	1	Semifinals	H. Burton Shipley	
1940-41	1	21	.045		1-10	0-11		0	13	.000	15th			DNP	H. Burton Shipley	
1941-42	7	15	.318		4-5	3-10		3	8	.273	T12th			DNP	H. Burton Shipley	
1942-43	8	8	.500		5-3	3-5		5	5	.500	9th			DNP	H. Burton Shipley	
1943-44	4	14	.222		3-6	1-7	0-1	2	1	.667	4th	0	1	First Round	H. Burton Shipley	
1944-45	2	14	.125		1-5	1-8	0-1	2	5	.286	9th	0	1	First Round	H. Burton Shipley	
1945-46	9	12	.429		8-4	1-7	0-1	5	4	.556	5th	0	1	First Round	H. Burton Shipley	
1946-47	14	10	.583		9-3	5-6	0-1	9	5	.643	5th	0	1	First Round	H. Burton Shipley	
1947-48	11	14	.444		6-4	5-9	0-1	9	7	.563	4th	0	1	First Round	Flucie Stewart	
1948-49	9	18	.333		4-5	5-11	0-2	8	7	.533	8th	0	1	First Round	Flucie Stewart	
1949-50	7	18	.280		6-6	1-12		5	13	.278	13th			DNP	Flucie Stewart	
1950-51	16	11	.593		10-3	5-7	1-1	11	8	.579	8th	1	1	Semifinals	Bud Millikan	
1951-52	13	9	.542		8-1	5-7	0-1	9	5	.643	T6th	0	1	First Round	Bud Millikan	
1952-53	15	8	.652		8-2	6-5	1-1	12	3	.800	T2nd	1	1	Semifinals	Bud Millikan	
1953-54	23	7	.767	[20] [NR]	9-2	11-4	3-1	7	2	.778	2nd	1	1	Semifinals	Bud Millikan	
1954-55	17	7	.708		7-2	7-4	3-1	10	4	.714	3rd	0	1	Quarterfinals	Bud Millikan	
1955-56	14	10	.583		9-5	5-4	0-1	7	7	.500	5th	0	1	Quarterfinals	Bud Millikan	
1956-57	16	10	.615		8-2	5-6	3-2	9	5	.643	2nd	1	1	Semifinals	Bud Millikan	
1957-58	22	7	.759	[6] [6]	10-1	6-4	6-2	9	5	.643	4th	3	0	Champions	Bud Millikan	NCAA Elite Eight (2-1)
1958-59	10	13	.435		7-3	2-8	1-2	7	7	.500	T3rd	0	1	Quarterfinals	Bud Millikan	
1959-60	15	8	.652		8-2	7-5	0-1	9	5	.643	3rd	0	1	Quarterfinals	Bud Millikan	
1960-61	14	12	.538		9-2	3-8	2-2	6	8	.750	5th	1	1	Semifinals	Bud Millikan	
1961-62	8	17	.320		4-6	4-8	0-3	3	11	.214	7th	0	1	Quarterfinals	Bud Millikan	
1962-63	8	13	.381		5-6	3-6	0-1	4	10	.286	T6th	0	1	Quarterfinals	Bud Millikan	
1963-64	9	17	.346		5-4	2-10	2-3	5	9	.357	6th	0	1	Quarterfinals	Bud Millikan	
1964-65	18	8	.692		9-3	7-4	2-1	10	4	.714	T2nd	1	1	Semifinals	Bud Millikan	
1965-66	14	11	.560		7-3	5-7	2-1	7	7	.500	5th	0	1	Quarterfinals	Bud Millikan	
1966-67	11	14	.440		5-5	4-8	2-1	5	9	.357	T5th	0	1	Quarterfinals	Bud Millikan	
1967-68	8	16	.333		7-3	1-11	0-2	4	10	.286	6th	0	1	Quarterfinals	Frank Fellows	
1968-69	8	18	.308		4-6	3-10	1-2	2	12	.143	T7th	0	1	Quarterfinals	Frank Fellows	
1969-70	13	13	.500		10-4	3-7	0-2	5	9	.357	6th	0	1	Quarterfinals	Lefty Driesell	
1970-71	14	12	.538		11-4	3-7	0-1	5	9	.357	T6th	0	1	Quarterfinals	Lefty Driesell	
1971-72	27	5	.844	[14] [11]	14-0	7-4	6-1	8	4	.667	T2nd	2	1	Finals	Lefty Driesell	NIT Champions (4-0)
1972-73	23	7	.767	[8] [10]	12-1	8-4	3-2	7	5	.583	3rd	2	1	Finals	Lefty Driesell	NCAA Elite Eight (1-1)
1973-74	23	5	.821	[4] [4]	12-1	7-3	4-1	9	3	.750	T2nd	2	1	Finals	Lefty Driesell	
1974-75	24	5	.828	[5] [5]	12-2	10-1	2-2	10	2	.833	1st	0	1	Quarterfinals	Lefty Driesell	NCAA Elite Eight (2-1)
1975-76	22	6	.786	[11] [13]	13-2	8-3	1-1	7	5	.583	T2nd	1	1	Semifinals	Lefty Driesell	
1976-77	19	8	.704		15-4	3-3	1-1	7	5	.583	4th	0	1	Quarterfinals	Lefty Driesell	
1977-78	15	13	.536		10-4	1-8	4-1	3	9	.250	6th	1	1	Semifinals	Lefty Driesell	
1978-79	19	11	.633		12-4	4-4	3-3	6	6	.500	4th	1	1	Semifinals	Lefty Driesell	NIT Second Round (1-1)
1979-80	24	7	.774	[8] [8]	16-0	4-4	4-3	11	3	.786	1st	2	1	Finals	Lefty Driesell	NCAA Sweet 16 (1-1)
1980-81	21	10	.677	[18] [11]	12-3	5-5	4-2	8	6	.571	4th	2	1	Finals	Lefty Driesell	NCAA Second Round (1-1)

2002 NCAA CHAMPIONS
2004 ACC CHAMPIONS

Year	Overall			Final		Conference					Conference Tourn.			Coach	Postseason	
	Win	Loss	Pct.	Rank	Home	Away	Neu.	Win	Loss	Pct.	Finish	Win	Loss			Finish
1981-82	16	13	.551		13-3	2-8	1-2	5	9	.357	5th	0	1	Quarterfinals	Lefty Driesell	NIT Second Round (2-1)
1982-83	20	10	.667		14-3	5-4	1-3	8	6	.571	T3rd	0	1	Quarterfinals	Lefty Driesell	NCAA Second Round (1-1)
1983-84	24	8	.750	[11] [10]	13-2	6-4	5-2	9	5	.643	2nd	3	0	Champions	Lefty Driesell	NCAA Sweet 16 (1-1)
1984-85	25	12	.676		14-2	7-6	4-4	8	6	.571	T4th	0	1	Quarterfinals	Lefty Driesell	NCAA Sweet 16 (2-1)
1985-86	19	14	.576		10-5	6-7	3-2	6	8	.429	6th	1	1	Semifinals	Lefty Driesell	NCAA Second Round (1-1)
1986-87	9	17	.346		8-8	1-8	0-1	0	14	.000	8th	0	1	Quarterfinals	Bob Wade	
1987-88	18	13	.581		8-4	6-7	4-2	6	8	.429	5th	1	1	Semifinals	Bob Wade	NCAA Second Round (1-1)
1988-89	9	20	.310		5-9	0-10	4-1	1	13	.071	8th	1	1	Semifinals	Bob Wade	
1989-90	19	14	.576		12-4	3-6	4-4	6	8	.429	T5th	0	1	Quarterfinals	Gary Williams	NIT Second Round (1-1)
1990-91	16	12	.571		11-3	3-8	2-1	5	9	.357	7th			DNP	Gary Williams	
1991-92	14	15	.483		10-5	2-7	2-3	5	11	.313	8th	1	1	Semifinals	Gary Williams	
1992-93	12	16	.429		8-7	2-8	2-1	2	14	.125	8th	1	1	Semifinals	Gary Williams	
1993-94	18	12	.600	[NR] [20]	10-3	4-6	4-3	8	8	.500	T4th	0	1	Quarterfinals	Gary Williams	NCAA Sweet 16 (2-1)
1994-95	26	8	.765	[10] [11]	16-0	4-4	6-4	12	4	.750	T1st	1	1	Semifinals	Gary Williams	NCAA Sweet 16 (2-1)
1995-96	17	13	.567		11-3	3-5	3-5	8	8	.500	T4th	1	1	Semifinals	Gary Williams	NCAA First Round (0-1)
1996-97	21	11	.656	[22] [NR]	11-3	5-4	5-4	9	7	.562	T4th	1	1	Semifinals	Gary Williams	NCAA First Round (0-1)
1997-98	21	11	.656	[20] [15]	12-2	3-5	6-4	10	6	.625	3rd	1	1	Semifinals	Gary Williams	NCAA Sweet 16 (2-1)
1998-99	28	6	.824	[5] [8]	13-1	7-3	8-2	13	3	.813	2nd	1	1	Semifinals	Gary Williams	NCAA Sweet 16 (2-1)
1999-00	25	10	.714	[17] [25]	15-1	4-5	6-4	11	5	.688	2nd	2	1	Finals	Gary Williams	NCAA Second Round (1-1)
2000-01	25	11	.694	[11] [4]	11-3	6-3	8-5	10	6	.625	3rd	1	1	Semifinals	Gary Williams	NCAA Final Four (4-1)
2001-02	32	4	.889	[4] [1]	15-0	7-2	10-2	15	1	.838	1st	1	1	Semifinals	Gary Williams	NCAA CHAMPIONS (6-0)
2002-03	21	10	.667	[17] [10]	14-2	4-4	3-4	11	5	.688	T2nd	0	1	Quarterfinals	Gary Williams	NCAA Sweet 16 (2-1)
2003-04	20	12	.625	[19] [24]	12-4	4-5	4-3	7	9	.438	6th	3	0	Champions	Gary Williams	NCAA Second Round (1-1)
2004-05	19	13	.594		15-3	2-7	2-3	7	9	.438	T6th	0	1	Quarterfinals	Gary Williams	NIT Semifinals (3-1)
2005-06	19	13	.594		14-3	2-7	3-3	8	8	.500	6th	1	1	Quarterfinals	Gary Williams	NIT First Round (0-1)
2006-07	25	9	.735	[18] [23]	17-2	6-4	2-3	10	6	.625	T3rd	0	1	First Round	Gary Williams	NCAA Second Round (1-1)

[]/[] indicates final rankings in AP and Coaches Polls

COACHING HISTORY



H. BURTON SHIPLEY

1923-24 to 1946-47
24 seasons
Overall: 243-199 (.550)
SC: 124-91 (.577)



FLUCIE STEWART

1947-48 to 1949-50
3 seasons
Overall: 27-48 (.360)
SC: 22-27 (.468)



BUD MILLIKAN

1950-51 to 1966-67
17 seasons
Overall: 243-182 (.572)
SC/ACC: 130-109 (.544)



FRANK FELLOWS

1967-68 to 1968-69
2 seasons
Overall: 16-34 (.320)
ACC: 6-22 (.214)



CHARLES "LEFTY" DRIESELL

1969-70 to 1985-86
17 seasons
Overall: 348-159 (.686)
ACC: 122-100 (.550)



BOB WADE

1986-87 to 1988-89
3 seasons
Overall: 36-50 (.419)
ACC: 7-35 (.167)



GARY WILLIAMS

1989-90 to Present
18 seasons
Overall: 378-200 (.654)
ACC: 157-129 (.549)

ARENA HISTORY



THE GYMNASIUM
1923-24 TO 1930-31

All-Time Record: 61-21 (8)
H. Burton Shipley (61-21 in 8 seasons)



RITCHIE COLISEUM
1931-32 TO 1954-55

All-Time Record: 169-90 (24)
H. Burton Shipley (111-65 in 16 seasons)
Flucie Stewart (16-15 in 3 seasons)
Bud Millikan (42-10 in 5 seasons)



COLE FIELD HOUSE
1955-56 TO 2001-02

All-Time Record: 476-151 (47)
Bud Millikan (86-42 in 12 seasons)
Frank Fellows (11-9 in 2 seasons)
Charles "Lefty" Driesell (213-44 in 17 seasons)
Bob Wade (21-21 in 3 seasons)
Gary Williams (155-35 in 13 seasons)



COMCAST CENTER
2002-03 TO PRESENT

All-Time Record: 72-14 (5)
Gary Williams (72-14 in 5 seasons)

2002 NCAA CHAMPIONS
2004 ACC CHAMPIONS

ALL-TIME IN THE AP POLL

MARYLAND WEEK-BY-WEEK IN ASSOCIATED PRESS POLLS

1948-49	-Not Ranked-																		
1949-50	-Not Ranked-																		
1950-51	-Not Ranked-																		
1951-52	-Not Ranked-																		
1952-53	-Not Ranked-																		
1953-54	D8	D15	D22	D29	J5	J12	J19	J26	F2	F9	F16	F23	M2	M9	M23				
	-	-	-	-	-	-	14	13	13	11	11	11	17	14	20				
1954-55	D7	D14	D21	D28	J4	J11	J18	J25	F1	F8	F15	F22	M1	M8					
	-	-	-	-	11	11	6	8	12	11	11	17	18	-	-				
1955-56	-Not Ranked-																		
1956-57	-Not Ranked-																		
1957-58	D10	D17	D24	D31	J7	J14	J21	J28	F4	F11	F18	F25	M4	M11					
	-	6	6	7	11	8	6	9	8	9	14	17	17	6	-				
1958-59	-Not Ranked-																		
1959-60	-Not Ranked-																		
1960-61	D13	D20	D27	J3	J10	J17	J24	J31	F7	F14	F21	F28	M7						
	12	-	-	-	-	-	-	-	-	-	-	-	-	-	-				
1961-62	-Not Ranked-																		
1962-63	-Not Ranked-																		
1963-64	-Not Ranked-																		
1964-65	-Not Ranked-																		
1965-66	-Not Ranked-																		
1966-67	-Not Ranked-																		
1967-68	-Not Ranked-																		
1968-69	-Not Ranked-																		
1969-70	-Not Ranked-																		
1970-71	-Not Ranked-																		
1971-72	PS	D7	D14	D21	D28	J4	J11	J18	J25	F1	F8	F15	F22	F29	M7	M14			
	6	5	15	15	16	12	-	-	18	-	-	19	12	18	13	14			
1972-73	PS	D5	D12	D19	D26	J2	J9	J16	J23	J30	F6	F13	F20	F27	M6	M13			
	3	3	3	2	2	2	2	3	4	3	9	10	8	9	10	8			
1973-74	PS	D4	D11	D18	D25	J2	J8	J15	J22	J29	F5	F12	F19	F26	M5	M12	M19	M27	
	4	4	4	2	2	3	3	4	5	6	7	6	5	5	4	4	4	4	
1974-75	PS	D3	D10	D17	D24	D31	J7	J14	J21	J28	F4	F11	F18	F25	M4	M11	M18	M25	A2
	4	4	5	5	5	7	5	5	3	8	4	3	3	2	2	4	4	5	5
1975-76	PS	D2	D9	D16	D23	D30	J6	J13	J20	J27	F3	F10	F17	F24	M2	M9	M16		
	3	2	2	2	2	2	2	2	2	7	5	4	7	10	9	12	11		
1976-77	PS	N30	D7	D14	D21	D28	J4	J11	J18	J25	F1	F8	F15	F22	M1	M8	M15		
	8	16	17	14	15	16	15	14	13	-	-	-	-	-	-	-	-	-	-
1977-78	PS	N29	D6	D13	D20	D27	J3	J10	J17	J24	J31	F7	F14	F21	F28	M6	M13		
	14	14	12	18	20	14	15	-	-	-	-	-	-	-	-	-	-	-	-
1978-79	PS	N28	D5	D12	D19	D26	J3	J9	J16	J23	J30	F6	F13	F20	F27	M6	M13		
	-	19	19	-	-	-	20	-	19	-	17	-	-	-	-	-	-	-	-
1979-80	PS	D4	D11	D18	D26	J2	J8	J15	J22	J29	F5	F12	F19	F26	M4				
	4	4	9	9	9	8	10	10	14	13	19	20	17	20	18				
1980-81	PS	D2	D9	D16	D23	D30	J6	J13	J20	J27	F3	F10	F17	F24	M3	M10			
	4	4	9	9	9	8	10	10	14	13	19	20	17	20	18				
1981-82	-Not Ranked-																		
1982-83	-Not Ranked-																		
1983-84	PS	N29	D6	D13	D20	D27	J3	J10	J17	J24	J31	F7	F14	F21	F28	M6	M13		
	8	6	11	9	8	6	5	5	7	5	10	13	-	-	19	14	11		
1984-85	PS	N27	D4	D11	D18	D25	J1	J8	J15	J22	J29	F5	F12	F19	F26	M5	M12		
	-	-	-	-	-	-	19	-	-	-	17	20	20	-	-	-	-	-	-
1985-86	PS	N26	D3	D10	D17	D24	D31	J7	J14	J21	J28	F4	F11	F18	F25	M4	M11		
	19	17	-	-	-	-	-	-	-	-	-	-	-	-	-	-	-	-	-
1986-87	-Not Ranked-																		
1987-88	-Not Ranked-																		
1988-89	-Not Ranked-																		
1989-90	-Not Ranked-																		
1990-91	-Not Ranked-																		
1991-92	-Not Ranked-																		
1992-93	-Not Ranked-																		
1993-94	PS	N22	N29	D6	D13	D20	D27	J3	J10	J17	J24	J31	F7	F14	F21	F28	M7	M14	
	-	-	-	-	-	-	-	-	-	25	18	21	-	-	-	-	-	-	-
1994-95	PS	N21	N28	D5	D12	D19	D26	J3	J10	J17	J24	J31	F6	F13	F20	F27	M6	M13	
	7	7	11	11	12	11	9	7	9	8	8	5	8	7	7	6	10	10	
1995-96	PS	N20	N27	D4	D11	D18	D25	J2	J9	J16	J23	J30	F5	F12	F19	F26	M4	M11	
	15	14	19	20	-	-	-	-	-	-	-	-	-	-	-	-	-	-	-
1996-97	PS	N19	N25	D2	D9	D16	D23	D30	J6	J13	J20	J27	F3	F10	F17	F24	M3	M10	
	-	-	-	-	25	21	19	19	11	7	5	7	10	14	16	22	22		
1997-98	PS	N16	N23	D1	D8	D15	D22	D29	J4	J11	J18	J25	F2	F9	F16	F23	M1	M6	
	-	24	23	19	22	20	20	-	-	-	23	25	24	25	-	21	20		
1998-99	PS	N15	N22	N29	D7	D14	D21	D28	J4	J11	J18	J25	F1	F8	F15	F22	M1	M8	
	6	6	5	2	2	5	5	4	5	5	4	4	7	7	5	5	5	5	
1999-00	PS	N15	N22	N29	D6	D13	D20	D27	J3	J10	J17	J24	J30	F7	F14	F21	F28	M6	M13
	-	24	24	21	16	17	14	12	18	24	22	25	23	22	19	17	20	17	
2000-01	PS	N13	N20	N27	D4	D11	D18	D25	J1	J8	J15	J22	J29	F5	F12	F19	F26	M5	M12
	5	6	6	13	19	20	20	18	17	14	12	8	9	13	17	20	16	11	11
2001-02	PS	N19	N26	D3	D10	D17	D24	D31	J7	J14	J21	J28	F4	F11	F18	F25	M4	M11	
	2	6	5	3	3	2	8	8	4	3	3	3	3	2	2	2	4		
2002-03	PS	N18	N25	D2	D9	D16	D23	D30	J6	J13	J20	J27	F3	F10	F17	F24	M3	M10	M17
	13	12	11	9	18	24	23	22	21	17	12	10	8	16	13	14	13	14	17
2003-04	PS	N17	N24	D1	D8	D15	D22	D29	J5	J12	J19	J26	F2	F9	F16	F23	M1	M8	M15
	-	-	-	-	22	24	-	-	-	-	-	-	-	-	-	-	-	-	19
2004-05	PS	N22	N29	D6	D13	D20	D27	J3	J10	J17	J24	J31	F7	F14	F21	F28	M7		
	15	13	12	23	23	24	24	24	22	RV	RV	RV	RV	RV	RV	RV	RV	-	-
2005-06	PS	N14	N21	N28	D5	D12	D19	D26	J2	J9	J16	J23	J30	F6	F13	F20	F27	M6	M13
	24	24	23	23	21	17	16	16	14	23	22	18	RV	RV	-	-	-	-	-
2006-07	PS	N13	N20	N27	D4	D11	D18	D25	J1	J8	J15	J22	J29	F5	F12	F19	F26	M5	M11
	-	25	23	23	RV	RV	RV	RV	RV	RV	RV	RV	RV	RV	-	RV	24	17	18

Note: A total of 26 teams have been ranked No. 2 at least once in all-time AP polls, that have never been ranked No. 1. Maryland leads the way with 23 No. 2 rankings without ever reaching No. 1. A listing: Maryland 23; Louisville 15; Wake Forest 10; Purdue 10; Dayton 7; St. Bonaventure 7; UTEP 4; Auburn 3; Florida State 3; California 3; Minnesota 3; Louisiana State 2; NYU 2; Pittsburgh 2; St. Joseph's 2; Utah 2; Villanova 2; Clemson 1; Davidson 1; Long Island 1; Pennsylvania 1; Santa Clara 1; Southern California 1; SMU 1; Vanderbilt 1; Washington.

MARYLAND IN FINAL POLLS

Year	AP Rank	Coaches Rank
1954	20	NR
1958	6	6
1972	14	11
1973	8	10
1974	4	4
1975	5	5
1976	11	13
1980	8	8
1981	18	11
1984	11	10
1994	NR	20
1995	10	11
1997	22	NR
1998	20	15
1999	5	8
2000	17	25
2001	11	4
2002	4	1
2003	17	10
2004	19	24
2007	18	23

AP POLL HISTORY

The Associated Press (AP) has maintained its poll consistently since the 1948-49 season. The poll consisted of just 10 teams between the 1960-61 and 1967-68 seasons, and was expanded to include 25 teams since the 1989-90 season.

Poll Debut: Jan. 19, 1954 (No. 14)
Total Polls All-Time: 351
Most Consecutive Polls: 79 (Feb. 15, 1972 to Jan. 18, 1977)
Current Consecutive Polls: 0
Total Years In The AP Poll: 30
Most Consecutive Years: 14 (1992-93 to present)
Current Consecutive Years: 14
Total Appearances In AP Final Poll: 20
Total Top 10 Rankings In AP Final Poll: 8
Highest Ranking In AP Final Poll: No. 4 (2002 and 1974)
Total Polls In AP Top 10: 168
Most Consecutive Polls In AP Top 10: 68 (PS 1972 to March 2, 1976)
Current Consecutive Polls In AP Top 10: 0
Total Polls In AP Top 5: 92
Most Consecutive Polls In AP Top 5: 18 (Feb. 4, 1975 to Jan. 20, 1976)
Current Consecutive Polls In AP Top 5: 0

Total Top 10 Listings—

#10	#9	#8	#7	#6	#5	#4	#3	#2	#1
10	14	19	17	16	28	23	18	23	0

COACHES POLL HISTORY

Originated by United Press International (UPI) in the 1950-51 season, USA Today has administered the national Coaches Poll since the 1992-93 season. From 1993-97, it was known as the USA Today/CNN Poll. It was the USA Today/NABC Poll in 1998 and 1999. Since 2000, it has been the USA Today/ESPN Poll. The poll consisted of 20 teams until expanding to 25 teams in 1990-91.

Poll Debut: Jan. 4, 1955 (No. 14)
Total Polls All-Time: 326
Most Consecutive Polls: 70 (Feb. 23, 1998 to Dec. 1, 2003)
Current Consecutive Polls: 0
Total Years In The Coaches Poll: 30
Most Consecutive Years: 14 (1993-94 to present)
Current Consecutive Years: 14
Total Appearances In Coaches Final Poll: 19
Total Top 10 Rankings In Coaches Final Poll: 10
Highest Ranking In Coaches Final Poll: No. 1 (2002)
Total Polls In Coaches Top 10: 142
Most Consecutive Polls In Coaches Top 10: 42 (March 13, 1973 to March 2, 1976)
Current Consecutive Polls In Coaches Top 10: 1
Total Polls In Coaches Top 5: 71
Most Consecutive Polls In Coaches Top 5: 11 (Jan. 7, 2002 to Final 2002)
Current Consecutive Polls In Coaches Top 5: 0
Total Top 10 Listings—

#10	#9	#8	#7	#6	#5	#4	#3	#2	#1
12	10	11	21	18	18	20	17	14	1

ALL-TIME IN THE COACHES POLL

WEEK-BY-WEEK IN ALL-TIME COACHES POLLS

1950-51	-Not Ranked-																			
1951-52	-Not Ranked-																			
1952-53	-Not Ranked-																			
1953-54	-Not Ranked-																			
1954-55	D7	D14	D21	D28	J4	J11	J18	J25	F1	F8	F15	F22	M1	M8						
	-	-	-	-	14	14	11	12	14	18	17	-	-	-						
1955-56	-Not Ranked-																			
1956-57	-Not Ranked-																			
1957-58	D10	D17	D24	D31	J7	J14	J21	J28	F4	F11	F18	F25	M4	M11						
	-	9	9	7	12	7	7	11	10	8	11	15	17	6						
1958-59	D9	D16	D23	D30	J6	J13	J20	J27	F3	F10	F17	F24	M2	M9						
	-	-	-	-	-	-	-	-	16	-	-	-	-	-						
1959-60	-Not Ranked-																			
1960-61	D6	D13	D20	D27	J3	J10	J17	J24	J31	F7	F14	F21	F28	M7						
	-	15	-	-	-	-	-	-	-	-	-	-	-	-						
1961-62	-Not Ranked-																			
1962-63	-Not Ranked-																			
1963-64	-Not Ranked-																			
1964-65	-Not Ranked-																			
1965-66	-Not Ranked-																			
1966-67	-Not Ranked-																			
1967-68	-Not Ranked-																			
1968-69	-Not Ranked-																			
1969-70	-Not Ranked-																			
1970-71	-Not Ranked-																			
1971-72	PS	D7	D14	D21	D28	J4	J11	J18	J25	F1	F8	F15	F22	F29	M7	M14				
		5	15	13	14	10	20	15	16	-	17	14	11	13	14	11				
1972-73	PS	D5	D12	D19	D26	J2	J9	J16	J23	J30	F6	F13	F20	F27	M6	M13				
		3	4	3	4	4	2	3	4	3	8	7	9	11	13	10				
1973-74	PS	D11	D18	D25	J2	J8	J15	J22	J29	F5	F12	F19	F26	M5	M12					
		5	5	4	3	3	4	4	6	7	6	6	5	5	4					
1974-75	PS	D10	D17	D24	D31	J7	J14	J21	J28	F4	F11	F18	F25	M4	M11					
		10	6	7	7	6	6	4	8	4	3	3	2	2	5					
1975-76	PS	D9	D16	D23	D30	J6	J13	J20	J27	F3	F10	F17	F24	M2	M9					
		3	3	2	2	2	4	3	7	6	4	7	8	8	13					
1976-77	PS	D7	D14	D21	D28	J4	J11	J18	J25	F1	F8	F15	F22	M1	M8					
		15	13	-	16	18	-	18	-	-	-	-	-	-	-					
1977-78	PS	D6	D13	D20	D27	J3	J10	J17	J24	J31	F7	F14	F21	F28	M6					
		12	18	18	14	12	-	-	-	-	-	-	-	-	-					
1978-79	PS	D12	D19	D26	J3	J9	J16	J23	J30	F6	F13	F20	F27	M6						
		-	-	20	20	-	-	-	-	-	-	-	-	-	-					
1979-80	PS	D4	D11	D18	D25	J2	J8	J15	J22	J29	F5	F12	F19	F26	M4					
		-	-	-	-	-	-	-	14	13	5	7	7	7	8					
1980-81	PS	D9	D16	D23	D30	J6	J13	J20	J27	F3	F10	F17	F24	M3	M10					
		4	9	9	9	8	7	7	13	11	16	-	20	-	20					
1981-82	-Not Ranked-																			
1982-83	-Not Ranked-																			
1983-84	PS	D6	D13	D20	D27	J3	J10	J17	J24	J31	F7	F14	F21	F28	M6	M13				
		15	11	11	6	6	6	7	5	9	13	17	-	19	14	10				
1984-85	PS	N27	D4	D11	D18	D25	J1	J8	J15	J22	J29	F5	F12	F19	F26	M5	M12			
		-	-	-	18	20	16	-	-	-	17	19	19	19	-	-	-			
1985-86	-Not Ranked-																			
1986-87	-Not Ranked-																			
1987-88	-Not Ranked-																			
1988-89	-Not Ranked-																			
1989-90	-Not Ranked-																			
1990-91	-Not Ranked-																			
1991-92	-Not Ranked-																			
1992-93	-Not Ranked-																			
1993-94	PS	N29	D6	D13	D20	D27	J3	J10	J17	J24	J31	F7	F14	F21	F28	M7	M14	A5		
		-	-	-	-	-	-	-	-	21	21	-	-	-	-	-	-	20		
1994-95	PS	N28	D5	D12	D19	D26	J3	J10	J17	J24	J31	F6	F13	F20	F27	M6	M13	A4		
		14	10	11	12	11	11	13	9	9	8	10	7	7	6	10	10	11		
1995-96	PS	N20	N27	D4	D11	D18	D25	J2	J9	J16	J22	J29	F5	F12	F19	F26	M4	M11	A3	
		19	14	16	19	24	25	24	-	-	-	-	-	-	-	-	-	-	-	
1996-97	PS	N19	N25	D2	D9	D16	D23	D30	J6	J13	J20	J27	F3	F10	F17	F24	M3	M10		
		-	-	-	25	21	19	19	11	7	5	7	10	14	16	22	22			
1997-98	PS	N24	D1	D8	D15	D22	D29	J4	J11	J18	J25	F2	F9	F16	F23	M1	M8	A1		
		23	-	22	20	20	18	-	-	24	-	25	-	25	24	22	15			
1998-99	PS	N22	N29	D7	D14	D21	D28	J4	J11	J18	J25	F1	F8	F15	F22	M1	M8	M31		
		5	5	2	2	5	5	4	6	5	4	4	6	7	5	5	5	8		
1999-00	PS	N22	N29	D6	D13	D20	D27	J3	J10	J17	J24	J30	F7	F14	F21	F28	M6	M13	A3	
		23	22	23	19	14	15	16	15	16	-	21	21	22	22	19	19	16	25	
2000-01	PS	N20	N27	D4	D11	D18	D25	J1	J8	J15	J22	J29	F5	F12	F19	F26	M5	M12	A3	
		7	6	14	17	19	19	17	16	14	14	10	13	18	20	16	13	11	4	
2001-02	PS	N12	N19	N26	D3	D10	D17	D24	D31	J7	J14	J21	J28	F4	F11	F18	F25	M4	M11	A2
		3	6	5	4	2	2	2	6	6	4	3	3	3	3	2	2	2	4	1
2002-03	PS	N25	D2	D9	D16	D23	D30	J6	J13	J20	J27	F3	F10	F17	F24	M3	M10	M17	A7	
		15	11	8	16	23	22	20	17	15	11	9	8	15	13	14	12	15	17	10
2003-04	PS	N24	D1	D8	D15	D22	D29	J5	J12	J19	J26	F2	F9	F16	F23	M1	M8	M15	M27	
		25	24	25	-	25	-	-	-	-	-	-	-	-	-	-	-	21	24	
2004-05	PS	N22	N29	D6	D13	D20	D27	J3	J10	J17	J24	J31	F7	F14	F21	F28	M7	M13		
		16	14	12	17	19	21	24	21	RV	RV	-	24	RV	RV	RV	RV	-	-	
2005-06	PS	N21	N28	D5	D12	D19	D26	J2	J9	J16	J23	J30	F6	F13	F20	F27	M6	M13		
		21	20	20	17	17	16	14	12	21	22	19	23	RV	-	-	-	-	-	
2006-07	PS	N13	N20	N27	D4	D11	D18	D25	J1	J8	J15	J22	J29	F5	F12	F19	F26	M5	M11	A3
		RV	RV	24	19	22	RV	RV	RV	25	22	RV	RV	RV	-	RV	RV	20	22	23



Gary Williams with the Sears Trophy, presented annually to the NCAA Champion and No. 1 ranked team in the USA Today/ESPN coaches poll as sponsored by the NABC. Williams received the crystal trophy at a morning press conference following the national championship game, in downtown Atlanta.

NO. 1 TERPS!

Maryland has been ranked No. 2 a total of 37 times between the AP and Coaches Polls, but achieved its first and only No. 1 ranking in history on April 2, 2002 – one day after defeating Indiana for the 2002 NCAA Championship. The final AP poll was released prior to the NCAA Tournament, thus the No. 1 ranking by USA Today/ESPN remains the only poll in which Maryland has ever been ranked No. 1. The Terrapins' four losses in 2002 (Oklahoma, Duke, Arizona, NC State) were all on the road to teams ranked in the USA Today/ESPN final Top 25.

The USA Today/ESPN Coaches Final Top 25 college basketball coaches' poll, with number of first-place votes and record in parentheses, total points and previous ranking (Records through April 1, 2002):

Team	Points	Prev.
1. MARYLAND (31) (32-4)	775	4
2. Kansas (33-4)	720	2
3. Indiana (25-12)	701	NR
4. Oklahoma (31-5)	692	3
5. Duke (31-4)	606	1
6. (tie) Connecticut (27-7)	586	13
6. (tie) Oregon (26-9)	586	11
8. Cincinnati (31-4)	489	5
9. Pittsburgh (29-6)	482	7
10. Arizona (24-10)	458	T8
11. Illinois (26-9)	410	T16
12. Kent State (30-6)	402	NR
13. Kentucky (22-10)	394	15
14. Alabama (27-8)	281	T8
15. Missouri (24-12)	272	NR
16. Gonzaga (29-4)	264	6
17. Ohio State (24-8)	237	12
18. (tie) Marquette (25-8)	186	10
18. (tie) Texas (22-12)	186	NR
20. UCLA (21-12)	170	NR
21. Mississippi State (27-8)	162	18
22. Southern Illinois (28-8)	157	NR
23. Florida (22-9)	140	14
24. Xavier (26-6)	116	19
25. NC State (23-11)	86	25

Dropped Out: No. 16 (tie) Southern Cal., No. 20 Western Kentucky, No. 21 Miami, Fla., No. 22 Oklahoma State, No. 23 Stanford, No. 24 Hawaii.

Others Receiving Votes: USC 80, Miami, Fla. 66, Wake Forest 54, Notre Dame 44, Georgia 44, Western Kentucky 44, California 35, Oklahoma State 31, Stanford 30, Tulsa 20, Wisconsin 17, Hawaii 15, Wyoming 11, Texas Tech 8, Memphis 6, Creighton 5, UNC Wilmington 5, Butler 2.

INDIVIDUAL RECORDS

SCORING

Game:	44	Ernest Graham vs. NC State (12-20-78)
Season:	776	Walt Williams (1992)
Fr.:	582	Joe Smith (1994)
So.:	708	Joe Smith (1995)
Jr.:	701	Len Bias (1985)
Sr.:	776	Walt Williams (1992)
Career:	2,269	Juan Dixon (1999-02)

SCORING AVERAGE

Season:	26.8	Walt Williams (1992)
Fr.:	19.7	Joe Smith (1994)
So.:	21.2	Tom McMillen (1972)
Jr.:	23.3	Will Hetzel (1969)
Sr.:	26.8	Walt Williams (1992)
Career:	20.5	Tom McMillen (1974)

REBOUNDS

Game:	26	Len Elmore vs. Wake Forest (2-27-74)
Season:	412	Len Elmore (1974)
Fr.:	323	Buck Williams (1979)
So.:	362	Joe Smith (1995)
Jr.:	363	Buck Williams (1981)
Sr.:	412	Len Elmore (1974)
Career:	1,053	Len Elmore (1972-74)

REBOUNDING AVERAGE

Season:	14.7	Len Elmore (1974)
Fr.:	10.7	Joe Smith (1994)
So.:	11.0	Len Elmore (1972)
Jr.:	12.2	Will Hetzel (1969)
Sr.:	14.7	Len Elmore (1974)
Career:	12.2	Len Elmore (1972-74)

ASSISTS

Game:	15	Terrell Stokes vs. W. Carolina (11-14-98)
Season:	286	Steve Blake (2002)
Fr.:	217	Steve Blake (2000)
So.:	248	Steve Blake (2001)
Jr.:	286	Steve Blake (2002)
Sr.:	221	Steve Blake (2003)
Career:	972	Steve Blake (2000-2003)

STEALS

Game:	9	Johnny Rhodes at North Carolina (2-7-96)
Season:	110	Johnny Rhodes vs. American (12-23-95)
Fr.:	71	Steve Blake (2000)
So.:	71	Johnny Rhodes (1993)
Jr.:	78	Johnny Rhodes (1994)
Sr.:	96	Juan Dixon (2000)
Sr.:	110	Johnny Rhodes (1996)
Career:	344	Johnny Rhodes (1993-96)

BLOCKED SHOTS

Game:	12	Cedric Lewis at South Florida (1-20-91)
Season:	12	Derrick Lewis at James Madison (1-28-87)
Season:	143	Cedric Lewis (1991)
Fr.:	99	Derrick Lewis (1985)
So.:	97	Joe Smith (1995)
Jr.:	114	Derrick Lewis (1987)
Sr.:	143	Cedric Lewis (1991)
Career:	339	Derrick Lewis (1985-88)

FIELD GOAL PERCENTAGE

Game:	1.000	Ryan Randle vs. Wagner (10 of 10, 1-4-03)
	1.000	Lonny Baxter vs. North Texas (10 of 10, 12-23-98)
Season:	.647	Buck Williams (183 of 283, 1981)
So.:	.606	Buck Williams (143 of 236, 1980)
Jr.:	.643	Greg Manning (196 of 305, 1980)
Sr.:	.647	Buck Williams (183 of 283, 1981)
Career:	.615	Buck Williams (446 of 725, 1979-81)

FIELD GOALS MADE

Game:	18	Ernest Graham vs. NC State (12-20-78)
Consecutive in Game:	10	Ryan Randle vs. Wagner (1-4-03)
	10	Lonny Baxter vs. North Texas (12-23-98)
	10	Barry Yates vs. Miami (Fla.) (12-29-70)
	10	Keith Gatlin vs. Clemson (2-17-85)
Consecutive in Multiple Games:	16	Ryan Randle (over three games during the 2003 season; also an ACC record)
Season:	275	Albert King (1980)
Fr.:	190	John Lucas (1973)
So.:	253	John Lucas (1974)
Jr.:	275	Albert King (1980)
Sr.:	270	Adrian Branch (1985)
Career:	862	Albert King (1977-81)
	862	John Lucas (1973-76)

FIELD GOALS ATTEMPTED

Game:	34	Gene Shue vs. Washington & Lee (2-12-53)
Season:	542	Walt Williams (1992)
Fr.:	395	Joe Smith (1994)
So.:	506	Juan Dixon (2000)
Jr.:	527	Will Hetzel (1969)
Sr.:	542	Walt Williams (1992)
Career:	1,713	Juan Dixon (1999-02)

3-POINT FIELD GOALS MADE

Game:	9	Mike Jones vs. Missouri-Kansas City (12-13-06)
Season:	92	Juan Dixon (2002)
Fr.:	59	Johnny Rhodes (1993)
So.:	49	Juan Dixon (2000)
Jr.:	64	Teyon McCoy (1990)
Sr.:	92	Juan Dixon (2002)
Career:	239	Juan Dixon (1999-02)

3-POINT FIELD GOALS ATTEMPTED

Game:	13	Danny Miller vs. Clemson (1-22-00)
Season:	13	Mike Jones vs. Missouri-Kansas City (12-13-06)
Season:	240	Walt Williams (1992)
Fr.:	175	Johnny Rhodes (1993)
So.:	135	Juan Dixon (2000)
Jr.:	164	Teyon McCoy (1990)
Sr.:	240	Walt Williams (1992)
Career:	615	Juan Dixon (1999-02)

FREE THROW PERCENTAGE

Game:	1.000	Jerry Greenspan vs. Minnesota (14 of 14, 12-10-60)
Season (min. 50 att.):	.908	Greg Manning (79 of 87, 1980)
Season (min. 100 att.):	.903	Chris McCray (102 of 113, 2005)
Career:	.858	Greg Manning (315 of 367, 1978-81)

FREE THROWS MADE

Game:	17	Tom McMillen vs. Canisius (12-17-71)
Consecutive in Game:	15	Albert King vs. Boston University (2-11-80)
Consecutive in Multiple Games:	40	Juan Dixon (2001)
Season:	213	Keith Booth (1997)
Fr.:	168	Joe Smith (1994)
So.:	209	Joe Smith (1995)
Jr.:	162	Keith Booth (1996)
Sr.:	213	Keith Booth (1997)
Career:	576	Keith Booth (1994-97)

FREE THROWS ATTEMPTED


Game:	24	Keith Booth vs. George Washington (12-9-96)
Season:	297	Keith Booth (1997)
Fr.:	229	Joe Smith (1994)
So.:	282	Joe Smith (1995)
Jr.:	214	Keith Booth (1996)
Sr.:	297	Keith Booth (1997)
Career:	824	Keith Booth (1994-97)

GAMES PLAYED


Season:	37	Len Bias (1985)
	37	Adrian Branch (1985)
Career:	141	Juan Dixon (1999-02)
Consecutive in a Career:	141	Juan Dixon (1999-02)

GAMES STARTED

Season:	37	Len Bias (1985)
	37	Adrian Branch (1985)
Career:	136	Steve Blake (2000-2003)
Consecutive in a Career:	126	Keith Booth (1994-97)




Len Bias




Keith Booth




Len Elmore



Adrian Branch



Johnny Rhodes




Joe Smith



Walt Williams

INDIVIDUAL LEADERS



Ernest Graham



Tom McMillen



Gary Ward

MOST POINTS, GAME (30-POINT SCORERS)

1. 44 Ernest Graham vs. NC State (12-20-78)
2. 43 Al Bunge vs. Yale (1-4-60)
3. 41 Len Bias at Duke (1-25-86)
Gene Shue vs. Washington & Lee (2-12-53)
5. 40 Joe Smith vs. Duke (3-1-95)
S - Gene Shue vs. Wake Forest (3-6-53)
7. 39 c - Walt Williams vs. Wake Forest (1-22-92)
8. 38 A - Walt Williams vs. Clemson (3-12-92)
c - Walt Williams at Florida State (2-5-92)
A - Albert King vs. Clemson (2-29-80)
Jim O'Brien vs. North Carolina (1-27-73)
Howard White vs. South Carolina (12-16-70)
13. 36 Evers Burns vs. Georgia Tech (2-6-93)
14. 35 Nik Caner-Medley vs. Temple (1/15/05)
Exree Hipp vs. Towson State (12-23-93)
Jerrod Mustaf vs. Duke (2-10-90)
Len Bias at North Carolina (2-20-86)
Tom McMillen at George Washington (12-4-71)
18. 34 Walt Williams at Clemson (2-22-92)
Tony Massenburg vs. Georgia Tech (2-3-90)
John Lucas vs. NC State (1-28-76)
John Lucas vs. Wake Forest (1-10-76)
Gary Ward vs. Wake Forest (2-7-66)
23. 33 Nik Caner-Medley at Georgia Tech (1-25-06)
N - Juan Dixon vs. Kansas (3-30-02)
Juan Dixon vs. Georgia Tech (2-16-00)
A - Keith Booth vs. Georgia Tech (3-9-96)
Joe Smith vs. Clemson (2-25-95)
Joe Smith vs. Utah (11-22-94)
Joe Smith vs. Rider (11-30-93)
c - Walt Williams at Virginia (1-29-92)
Matt Roe vs. Georgia Tech (2-13-91)
Walt Williams vs. North Carolina (1-10-90)
Len Bias at George Mason (11-26-85)
Tom McMillen vs. Navy (1-20-73)
Tom McMillen vs. Canisius (12-17-71)
Howard White vs. Georgetown (12-14-70)
Will Hetzel vs. South Carolina (3-6-69)
Bob O'Brien vs. Clemson (1-7-56)
A - Bob Kessler vs. Duke (3-1-56)
39. 32 Lonny Baxter vs. Norfolk State (12-23-00)
Laron Profit at Florida State (2-27-99)
Steve Francis vs. Clemson (2-24-99)
Kevin McLinton vs. Florida State (2-13-93)
c Walt Williams at North Carolina (1-13-92)
Rudy Archer vs. Mt. St. Mary's (12-8-87)
Derrick Lewis vs. Md. Baltimore County (2-18-87)
Albert King vs. Wake Forest (1-20-80)
Tom McMillen vs. Georgetown (12-13-71)
Barry Yates vs. Miami, Fla. (12-29-70)
49. 31 Juan Dixon vs. Duke (2-9-00)
Lonny Baxter vs. NC State (2-6-00)
Juan Dixon vs. Georgia Tech (1-15-00)
N - Joe Smith vs. Texas (3-18-95)
Walt Williams vs. Virginia (3-7-92)
c - Walt Williams vs. Clemson (1-25-92)
Walt Williams vs. West Virginia (12-7-91)
N - Len Bias vs. UNLV (3-16-86)
Ernest Graham vs. Bucknell (12-22-79)
John Lucas at North Carolina (2-15-75)
John Lucas vs. Duke (2-2-74)
60. 30 Nik Caner-Medley at Temple (1-28-06)
A - John Gilchrist vs. NC State (3-13-04)
Juan Dixon vs. NC State (2-20-01)
Juan Dixon vs. Wake Forest (1-17-01)
Johnny Rhodes vs. Kentucky (11-24-95)
Joe Smith vs. Massachusetts (12-10-94)
Joe Smith at Oklahoma (12-7-93)
c - Walt Williams vs. Florida State (1-18-92)
c - Walt Williams vs. NC State (1-11-92)
Walt Williams vs. Rutgers (12-27-90)
Walt Williams vs. Boston College (12-3-90)
Jerrod Mustaf vs. Delaware State (11-25-89)
Tony Massenburg vs. Georgia Tech (2-14-89)
Len Bias vs. Georgia Tech (2-22-86)
Len Bias vs. Villanova (1-27-85)
Adrian Branch vs. Virginia (1-30-85)

- Albert King at Virginia (2-21-79)
John Lucas vs. NC State (1-16-75)
Barry Yates vs. Richmond (1-2-71)
c-consecutive games during the 1991-92 season; N-NCAA Tournament; A-ACC Tournament; S-Southern Conference Tournament

MULTIPLE 30-POINT SCORING GAMES

1. 15 Walt Williams (1989-92)
2. 7 Joe Smith (1994-95)
3. 6 Juan Dixon (1999-02)
6 Len Bias (1983-86)
5. 5 John Lucas (1973-76)

MOST POINTS, SEASON (500 OR MORE)

1. 776 Walt Williams (1992)
2. 743 Len Bias (1986)
3. 735 Juan Dixon (2002)
4. 708 Joe Smith (1995)
5. 701 Len Bias (1985)
6. 674 Albert King (1980)
7. 671 Adrian Branch (1985)
8. 667 Tom McMillen (1972)
9. 654 Juan Dixon (2001)
654 Gene Shue (1954)
11. 630 Juan Dixon (2000)
12. 624 Keith Booth (1997)
13. 616 Tom McMillen (1973)
14. 609 Jerrod Mustaf (1990)
15. 605 Will Hetzel (1969)
16. 582 Joe Smith (1994)
17. 579 Steve Francis (1999)
18. 564 John Lucas (1974)
19. 561 Lonny Baxter (2001)
20. 559 Albert King (1981)
21. 557 Tony Massenburg (1990)
557 John Lucas (1976)
23. 552 Drew Nicholas (2003)
24. 547 Lonny Baxter (2000)
25. 541 Adrian Branch (1983)
26. 537 Terence Morris (2000)
27. 533 Lonny Baxter (2002)
28. 524 Tom McMillen (1974)
29. 521 Terence Morris (1999)
30. 518 Evers Burns (1993)
31. 512 Jay McMillen (1965)
32. 511 Nik Caner-Medley (2005)
33. 510 Derrick Lewis (1987)
34. 506 Laron Profit (1998)
35. 505 D.J. Strawberry (2007)

MOST POINTS, CAREER (1,000 OR MORE)


1. 2,269 Juan Dixon (1999-02)
2. 2,149 Len Bias (1983-86)
3. 2,058 Albert King (1978-81)
4. 2,017 Adrian Branch (1982-85)
5. 2,015 John Lucas (1973-76)
6. 1,858 Lonny Baxter (1999-02)
7. 1,807 Tom McMillen (1972-74)
8. 1,776 Keith Booth (1994-97)
9. 1,743 Johnny Rhodes (1993-96)
10. 1,733 Terence Morris (1998-01)
11. 1,704 Walt Williams (1989-92)
12. 1,607 Ernest Graham (1978-81)
13. 1,573 Nik Caner-Medley (2003-)
14. 1,566 Laron Profit (1996-99)
15. 1,561 Greg Manning (1978-81)
16. 1,457 Derrick Lewis (1985-88)
17. 1,386 Gene Shue (1952-54)
18. 1,372 Exree Hipp (1993-96)
19. 1,370 Will Hetzel (1968-70)
20. 1,354 Tony Massenburg (1986, 88-90)
21. 1,315 Evers Burns (1990-93)
22. 1,300 Jay McMillen (1965-67)
23. 1,290 Joe Smith (1994-95)



Walt Williams




Len Bias




Juan Dixon


2002 NCAA CHAMPIONS 2004 ACC CHAMPIONS



Gene Shue



Len Elmore



Al Bunge



Mike Jones

24.	1,266	Bob Kessler (1954-56)
25.	1,244	Lee Brawley (1949-52)
26.	1,235	Jim O'Brien (1971-73)
27.	1,221	Drew Nicholas (2000-03)
28.	1,219	Steve Sheppard (1975-77)
29.	1,198	Larry Gibson (1976-79)
30.	1,180	Mike Jones (2004-07)
31.	1,172	Obinna Ekezie (1996-99)
32.	1,161	Maurice Howard (1973-76)
33.	1,153	Buck Williams (1978-81)
34.	1,139	Steve Blake (2000-2003)
35.	1,126	D.J. Strawberry (2004-07)
36.	1,123	Duane Simpkins (1993-96)
37.	1,109	Ekene Ibekwe (2004-07)
38.	1,108	Chris McCray (2003-06)
39.	1,094	Gary Ward (1964-66)
40.	1,087	Keith Gatlin (1984-86, 88)
41.	1,064	Kevin McLinton (1990-93)
42.	1,026	Brad Davis (1975-77)
43.	1,022	John Gilchrist (2003-05)
44.	1,017	Len Elmore (1972-74)
45.	1,007	Lawrence Boston (1976-78)

SCORING AVERAGE, SEASON (20.0 OR MORE)

1.	26.8	Walt Williams (1992)
1.	26.8	Walt Williams (1992)
2.	23.3	Will Hetzel (1969)
3.	23.2	Len Bias (1986)
4.	22.1	Gene Shue (1953)
5.	21.8	Gene Shue (1954)
6.	21.7	Albert King (1980)
7.	21.2	Tom McMillen (1973)
8.	20.84	Tom McMillen (1972)
9.	20.82	Joe Smith (1995)
10.	20.42	Juan Dixon (2002)
	20.42	Bob Kessler (1955)
12.	20.3	Bob Kessler (1956)
13.	20.1	John Lucas (1976)

SCORING AVERAGE, CAREER

1.	20.5	Tom McMillen (1972-74)
2.	20.2	Joe Smith (1994-95)
3.	18.7	Gene Shue (1952-54)
4.	18.3	John Lucas (1973-76)
5.	18.0	Will Hetzel (1968-70)
6.	17.4	Albert King (1978-81)
7.	16.6	Jerrold Mustaf (1989-90)
8.	16.2	Walt Williams (1989-92)
9.	16.1	Juan Dixon (1999-02)

REBOUNDS, GAME (20 OR MORE)

1.	26	Len Elmore at Wake Forest (2-27-74)
2.	24	Len Elmore vs. Kent State (1-2-73)
		Will Hetzel vs. W. Virginia (12-4-68)
4.	23	Derrick Lewis at J. Madison (1-28-87)
5.	22	Buck Williams vs. Louisville (12-13-80)
		Buck Williams at UNLV (12-4-78)
		Al Bunge vs. Georgetown (2-26-58)
		Bob Kessler vs. Georgetown (2-25-56)
9.	21	Joe Smith vs. Texas (3-18-95)
		Joe Smith vs. Virginia (2-1-95)
		Mike Davis vs. Pittsburgh (2-15-77)
		Len Elmore vs. No. Carolina (2-13-74)
		Len Elmore vs. E. Kentucky (12-5-73)
14.	20	Joe Smith vs. Florida St. (1-11-94)
		Tony Massenburg at Ga. Tech (2-13-90)
		Len Elmore vs. Duke (2-2-74)
		Len Elmore vs. Richmond (1-2-74)

REBOUNDS, SEASON

1.	412	Len Elmore (1974)
2.	363	Buck Williams (1981)
3.	362	Joe Smith (1995)
4.	351	Len Elmore (1972)
5.	336	Bob Kessler (1956)
6.	323	Buck Williams (1979)
7.	321	Joe Smith (1994)
		Tom Roy (1975)
9.	318	Will Hetzel (1969)
10.	314	Tony Massenburg (1990)

11.	308	Lonny Baxter (2000)
12.	306	Tom McMillen (1972)

REBOUNDS, CAREER (500 OR MORE)

1.	1,053	Len Elmore (1972-74)
2.	998	Lonny Baxter (1999-02)
3.	948	Derrick Lewis (1985-88)
4.	928	Buck Williams (1979-81)
5.	925	Terence Morris (1998-01)
6.	916	Keith Booth (1994-97)
7.	895	Larry Gibson (1976-79)
8.	859	Tom McMillen (1972-74)
9.	849	Bob Kessler (1954-56)
10.	795	Al Bunge (1958-60)
11.	781	Ekene Ibekwe (2004-07)
12.	745	Len Bias (1983-86)
13.	722	Tony Massenburg (1986, 88-90)
14.	715	Albert King (1978-81)
15.	704	Johnny Rhodes (1993-1996)
16.	689	Will Hetzel (1968-70)
17.	683	Joe Smith (1994-95)
18.	671	Obinna Ekezie (1996-99)
19.	659	Nik Caner-Medley (2003-06)
20.	651	Rod Horst (1968-70)
21.	636	Herman Veal (1981-84)
22.	634	Evers Burns (1990-93)
23.	629	Lawrence Boston (1976-78)
24.	628	Travis Garrison (2003-06)
25.	615	Gary Ward (1964-66)
26.	599	Juan Dixon (1999-2002)
	599	Bob Kessler (1953-56)
28.	586	Tom Roy (1972-75)
29.	582	Steve Sheppard (1974-77)
30.	572	Ernest Graham (1977-81)
	572	Laron Profit (1995-1999)
32.	570	Rodney Elliott (1994-98)
33.	546	Adrian Branch (1981-85)
34.	542	Jay McMillen (1964-67)
35.	523	James Gist (2005-07)
36.	511	Ben Coleman (1982-84)
37.	501	Jerry Greenspan (1960-63)

REBOUNDING AVERAGE, SEASON


1.	14.7	Len Elmore (1974)
2.	14.0	Bob Kessler (1956)
3.	12.6	Al Bunge (1960)
4.	12.2	Will Hetzel (1969)
5.	11.7	Buck Williams (1981)
6.	11.2	Len Elmore (1973)
7.	11.1	Tom Roy (1975)
8.	11.0	Len Elmore (1972)
	11.0	Bob Kessler (1955)
10.	10.8	Buck Williams (1979)

REBOUNDING AVERAGE, CAREER

1.	12.2	Len Elmore (1972-74)
2.	10.9	Buck Williams (1978-81)
	10.9	Bob Kessler (1954-56)
4.	10.7	Joe Smith (1994-95)
5.	10.6	Al Bunge (1958-60)

ASSISTS, GAME

1.	15	Terrell Stokes vs. W. Carolina (11-14-98)
2.	14	Steve Blake vs. No. Carolina (1-9-02)
	14	Terrell Stokes vs. Towson St. (11-30-96)
4.	13	Steve Blake vs. Duquesne (11-30-02)
	13	Steve Blake vs. Wake Forest (2-24-02)
	13	Steve Blake vs. Duke (2-17-02)
	13	Steve Blake vs. Clemson (1-20-02)
	13	Steve Blake vs. Stony Brook (12-6-00)
	13	Steve Francis vs. Virginia (2-6-99)
	13	Keith Gatlin vs. Virginia (1-30-84)



Buck Williams



Herman Veal



Terrell Stokes

2002 NCAA CHAMPIONS 2004 ACC CHAMPIONS



Keith Gatlin

ASSISTS, SEASON (150 OR MORE)

1.	286	Steve Blake (7.9 apg; 2002)
2.	248	Steve Blake (6.9 apg; 2001)
3.	221	Steve Blake (7.1 apg; 2003)
	221	Keith Gatlin (6.0 apg; 1985)
5.	217	Steve Blake (6.2 apg; 2000)
6.	213	Terrell Stokes (6.3 apg; 1999)
7.	204	Keith Gatlin (6.4 apg; 1986)
8.	178	John Lucas (5.9 apg; 1973)
9.	175	Kevin McLinton (6.3 apg; 1993)
10.	172	Rudy Archer (5.5 apg; 1988)
11.	165	Brad Davis (5.9 apg; 1976)
12.	162	Duane Simpkins (4.8 apg; 1995)
13.	159	John Gilchrist (5.0 apg; 2004)
	159	John Lucas (5.6 apg; 1974)
15.	157	Greivis Vasquez (4.6 apg; 2007)



DJ Strawberry

ASSISTS, CAREER (300 OR MORE)

1.	972	Steve Blake (7.0 apg; 2000-03)
2.	649	Keith Gatlin (5.3 apg; 1984-86, 88)
3.	593	Terrell Stokes (4.6 apg; 1996-99)
4.	514	John Lucas (4.7 apg; 1973-76)
5.	483	Duane Simpkins (4.1 apg; 1993-96)
6.	469	Kevin McLinton (5.2 apg; 1990-93)
7.	460	Dutch Morley (3.8 apg; 1979-82)
8.	437	Johnny Rhodes (3.6 apg; 1993-96)
9.	431	Brad Davis (5.1 apg; 1975-77)
10.	410	Walt Williams (3.9 apg; 1989-92)
11.	371	Juan Dixon (2.6 apg; 1999-02)
12.	360	Jeff Adkins (2.8 apg; 1982-85)
13.	364	John Gilchrist (4.0 apg; 2003-05)
14.	346	Ernest Graham (2.9 apg; 1978-81)
15.	316	D.J. Strawberry (2.8 apg; 2004-07)
16.	304	Albert King (2.6 apg; 1978-81)

STEALS, GAME

1.	9	Johnny Rhodes at No. Carolina (2-7-96)
	9	Johnny Rhodes vs. American (12-23-95)
3.	8	Juan Dixon vs. Florida State (1-26-02)
	8	Juan Dixon vs. No. Carolina (1-9-02)
	8	Juan Dixon vs. Georgia Tech (1-6-01)
	8	Terrell Stokes vs. S.C. State (12-27-98)
7.	7	Chris McCray vs. Wagner (1-4-03)
	7	Juan Dixon vs. UMES (12-30-00)
	7	Laron Profit vs. Clemson (1-15-97)
	7	Johnny Rhodes at Virginia (2-1-96)
	7	Johnny Rhodes vs. Howard (12-6-95)
	7	Walt Williams vs. No. Carolina (3-11-89)
	7	Walt Williams vs. Mt. St. Mary's (11-23-91)



Laron Profit

STEALS, SEASON

1.	110	Johnny Rhodes (3.7 spg; 1996)
2.	96	Juan Dixon (2.7 spg; 2000)
3.	95	Juan Dixon (2.6 spg; 2001)
	95	Steve Francis (2.8 spg; 1999)
5.	92	Juan Dixon (2.6 spg; 2002)
6.	87	Laron Profit (2.7 spg; 1998)
7.	85	Johnny Rhodes (2.5 spg; 1995)
8.	78	Johnny Rhodes (2.6 spg; 1994)
9.	71	Steve Blake (2.0 spg; 2000)
	71	Johnny Rhodes (2.5 spg; 1993)
11.	69	D.J. Strawberry (2.0 spg; 2007)
12.	68	Laron Profit (2.0 spg; 1999)
13.	67	Terrell Stokes (2.0 spg; 1999)
14.	64	Keith Booth (2.0 spg; 1997)
	64	Dutch Morley (2.1 spg; 1980)

STEALS, CAREER

1.	344	Johnny Rhodes (2.8 spg; 1993-96)
2.	333	Juan Dixon (2.4 spg; 1999-02)
3.	252	Laron Profit (2.1 spg; 1996-99)
4.	234	Steve Blake (1.7 spg; 2000-03)
5.	202	D.J. Strawberry (1.8 spg; 2004-07)
6.	193	Keith Booth (1.5 spg; 1994-97)
7.	190	Terrell Stokes (1.5 spg; 1996-99)
8.	175	Walt Williams (1.7 spg; 1989-92)
9.	170	Dutch Morley (1.4 spg; 1979-82)
10.	166	Chris McCray (1.6 spg; 2003-06)
11.	162	Terence Morris (1.3 spg; 1998-01)
12.	145	Nik Caner-Medley (1.2 spg; 2003-06)

13.	137	Derrick Lewis (1.1 spg; 1985-88)
14.	136	Kevin McLinton (1.5 spg; 1990-93)
15.	123	John Gilchrist (1.4 spg; 2003-05)
	123	Ernest Graham (1.0 spg; 1978-81)
17.	120	Duane Simpkins (1.1 spg; 1993-96)

BLOCKED SHOTS, GAME

1.	12	Cedric Lewis at South Florida (1-20-91)
		Derrick Lewis at James Madison (1-28-87)
3.	10	Derrick Lewis vs. UMES (2-27-87)
		Derrick Lewis vs. UMBC (2-18-87)
		Derrick Lewis vs. Towson State (2-21-85)
		Derrick Lewis vs. Tennessee (11-24-84)
7.	8	Ekene Ibekwe vs. Mount St. Mary's (12-28-06)
		Cedric Lewis vs. Georgia Tech (2-13-91)
		Cedric Lewis vs. UMBC (1-7-91)
		Cedric Lewis vs. Calif.-Irvine (12-11-90)
		Larry Gibson vs. St. Joseph's (12-29-78)



Ekene Ibekwe

BLOCKED SHOTS, SEASON

1.	143	Cedric Lewis (5.1 bpg; 1991)
2.	114	Derrick Lewis (4.4 bpg; 1987)
3.	99	Derrick Lewis (2.7 bpg; 1985)
4.	97	Joe Smith (2.9 bpg; 1995)
5.	93	Joe Smith (3.1 bpg; 1994)
6.	88	Ekene Ibekwe (2.7 bpg; 2007)
7.	79	Terence Morris (2.2 bpg; 2001)
	79	Lonny Baxter (2.3 bpg; 2000)
9.	77	Terence Morris (2.3 bpg; 1999)
10.	72	James Gist (2.1 bpg; 2007)
11.	71	Terence Morris (2.1 bpg; 1900)
	71	Derrick Lewis (2.2 bpg; 1986)
13.	69	Lonny Baxter (2.0 bpg; 2002)
14.	67	Larry Gibson (2.5 bpg; 1977)
15.	59	Tahj Holden (2.0 bpg; 2003)



Cedric Lewis

BLOCKED SHOTS, CAREER

1.	339	Derrick Lewis (2.7 bpg; 1985-88)
2.	256	Terence Morris (1.7 bpg; 1998-01)
3.	239	Cedric Lewis (2.5 bpg; 1988-91)
4.	230	Ekene Ibekwe (1.8 bpg; 2004-07)
5.	227	Lonny Baxter (1.6 bpg; 1999-02)
6.	190	Joe Smith (3.0 bpg; 1994-1995)
7.	182	Larry Gibson (1.8 bpg; 1976-79)
8.	154	James Gist (1.6 bpg; 2005-)
9.	136	Travis Garrison (1.1 bpg; 2003-06)
10.	132	Tahj Holden (1.0 bpg; 2000-03)
11.	125	Obinna Ekezie (1.1 bpg; 1996-99)
12.	97	Tony Massenburb (0.9 bpg; 1986, 88-90)
13.	87	Len Bias (0.7 bpg; 1983-86)
14.	86	Buck Williams (1.0 bpg; 1979-81)
	86	Nik Caner-Medley (0.7 bpg; 2003-06)
16.	81	Walt Williams (0.8 bpg; 1989-92)
17.	75	Ben Coleman (1.2 bpg; 1983-84)
18.	74	Mike Mardesich (0.5 bpg; 1998-01)
19.	72	Laron Profit (0.6 bpg; 1996-99)
	72	Keith Booth (0.5 bpg; 1994-97)

FG PERCENTAGE, GAME (MIN. 8 ATT.)

1.	1.000 (10-10)	Lonny Baxter vs. No. Texas (12-23-98)
	(10-10)	Ryan Randle vs. Wagner (1-4-03)
	(9-9)	Steve Francis vs. NC State (1-10-99)
	(8-8)	Obinna Ekezie vs. American (12-21-96)
	(8-8)	Joe Smith vs. Clemson (1-25-95)
	(8-8)	Buck Williams vs. Canisius (12-23-78)
	(8-8)	Gary Williams vs. S. Carolina (12-10-66)
	(8-8)	Greg Manning vs. F. Dickinson (12-10-80)
	(8-8)	Ben Coleman vs. Duquesne (12-10-83)
	(8-8)	Ben Coleman vs. Wake Forest (2-26-84)




Derrick Lewis

FG PERCENTAGE, SEASON (MIN. 100 ATT.)

1.	.647	(183-283)	Buck Williams (1981)
2.	.643	(196-305)	Greg Manning (1980)
3.	.611	(102-167)	Charles Pittman (1982)
4.	.608	(194-319)	Ben Coleman (1984)
5.	.606	(143-236)	Buck Williams (1980)

2002 NCAA CHAMPIONS 2004 ACC CHAMPIONS



Greg Manning



Steve Blake



Albert King

FG PERCENTAGE, CAREER

1.	.615	(446-725)	Buck Williams (1979-81)
2.	.589	(376-638)	Ben Coleman (1983-84)
3.	.583	(623-1068)	Greg Manning (1978-81)
4.	.576	(438-760)	Lawrence Boston (1976-78)
5.	.555	(699-1259)	Tom McMillen (1972-74)
6.	.553	(712-1287)	Lonny Baxter (1999-02)
7.	.551	(484-878)	Larry Gibson (1976-79)
8.	.550	(451-819)	Joe Smith (1994-95)
9.	.547	(485-886)	Maurice Howard (1973-76)
10.	.540	(564-1044)	Derrick Lewis (1985-88)
11.	.536	(838-1562)	Len Bias (1983-86)
12.	.535	(386-721)	Brad Davis (1975-77)
13.	.530	(491-927)	Steve Sheppard (1975-77)
14.	.525	(393-748)	Jerrod Mustaf (1989-90)
15.	.5247	(862-1,643)	John Lucas (1973-76)

FIELD GOALS MADE, SEASON

1.	275	Albert King (1980)
2.	274	Len Bias (1985)
3.	270	Adrian Branch (1985)
4.	267	Len Bias (1986)
5.	256	Walt Williams (1992)
6.	253	John Lucas (1974)
7.	251	Juan Dixon (2002)
8.	250	Tom McMillen (1973)
9.	245	Joe Smith (1995)
10.	236	Jerrod Mustaf (1990)
11.	235	Tom McMillen (1972)
12.	234	Juan Dixon (2000)
13.	233	John Lucas (1976)
	233	Will Hetzel (1969)
15.	232	Juan Dixon (2001)
	232	Albert King (1981)

FIELD GOALS MADE, CAREER

1.	862	Albert King (1978-81)
	862	John Lucas (1973-76)
3.	838	Len Bias (1983-86)
4.	802	Juan Dixon (1999-02)
5.	767	Adrian Branch (1982-85)
6.	712	Lonny Baxter (1999-02)
7.	699	Tom McMillen (1972-74)
8.	686	Ernest Graham (1978-81)
9.	684	Johnny Rhodes (1993-96)
10.	644	Terence Morris (1998-01)
11.	623	Greg Manning (1978-81)
12.	589	Keith Booth (1994-97)
13.	583	Laron Profit (1996-99)
	583	Walt Williams (1989-92)
15.	570	Nik Caner-Medley (2003-06)

FIELD GOALS ATTEMPTED, SEASON

1.	542	Walt Williams (1992)
2.	535	Juan Dixon (2002)
3.	529	Adrian Branch (1985)
4.	527	Will Hetzel (1969)
5.	519	Len Bias (1985)
6.	506	Juan Dixon (2000)
7.	497	Albert King (1980)
8.	495	John Lucas (1974)
9.	491	Len Bias (1986)
10.	480	Juan Dixon (2001)
11.	469	Gene Shue (1954)
12.	468	Bob Kessler (1955)
13.	462	Albert King (1981)
14.	456	John Lucas (1976)
15.	454	Ernest Graham (1979)

FIELD GOALS ATTEMPTED, CAREER

1.	1,713	Juan Dixon (1999-02)
2.	1,673	Albert King (1978-81)
3.	1,643	John Lucas (1973-76)
4.	1,579	Adrian Branch (1982-85)
5.	1,562	Len Bias (1983-86)
6.	1,482	Johnny Rhodes (1993-96)
7.	1,363	Ernest Graham (1978-81)
8.	1,300	Terence Morris (1998-01)
9.	1,291	Keith Booth (1994-97)
10.	1,287	Lonny Baxter (1999-02)
11.	1,259	Tom McMillen (1972-74)

12.	1,251	Walt Williams (1989-92)
13.	1,242	Will Hetzel (1968-70)
14.	1,240	Nik Caner Medley (2003-06)
15.	1,229	Laron Profit (1996-99)

3-POINT FIELD GOALS MADE, SEASON

1.	92	Juan Dixon (2002)
2.	89	Walt Williams (1992)
3.	81	Mike Jones (2007)
4.	74	Drew Nicholas (2003)
5.	64	Steve Blake (2003)
	64	Teyon McCoy (1990)
7.	62	Juan Dixon (2001)
8.	61	Mike Jones (2006)
9.	60	Sarunas Jasikevicius (1998)
10.	59	Johnny Rhodes (1993)
11.	56	Keith Gatlin (1988)
12.	49	Juan Dixon (2000)
13.	48	Matt Roe (1991)
	48	Rudy Archer (1988)
15.	45	Steve Francis (1999)
	45	Duane Simpkins (1996)
	45	Johnny Rhodes (1995)

3-POINT FIELD GOALS MADE, CAREER

1.	239	Juan Dixon (1999-02)
2.	203	Mike Jones (2004-07)
3.	186	Johnny Rhodes (1993-96)
4.	182	Steve Blake (2000-03)
5.	176	Drew Nicholas (2000-03)
6.	154	Walt Williams (1989-92)
7.	136	Sarunas Jasikevicius (1995-98)
8.	132	Teyon McCoy (1987-88, 90)
9.	130	Duane Simpkins (1993-96)
10.	116	Nik Caner-Medley (2003-)
11.	105	Laron Profit (1996-99)
12.	103	Chris McCray (2003-)
13.	101	Terence Morris (1998-01)
14.	89	Terrell Stokes (1996-99)
15.	85	John Gilchrist (2003-05)

3-POINT FIELD GOALS ATTEMPTED, SEASON

1.	240	Walt Williams (1992)
2.	232	Juan Dixon (2002)
3.	184	Mike Jones (2007)
4.	178	Drew Nicholas (2003)
5.	173	Johnny Rhodes (1993)
6.	164	Teyon McCoy (1990)
7.	156	Matt Roe (1991)
8.	154	Steve Blake (2003)
9.	151	Juan Dixon (2001)
	151	Laron Profit (1998)
11.	147	Mike Jones (2006)
12.	135	Juan Dixon (2000)
	135	Johnny Rhodes (1996)
14.	131	Sarunas Jasikevicius (1997)
15.	129	Johnny Rhodes (1994)

3-POINT FIELD GOALS ATTEMPTED, CAREER

1.	615	Juan Dixon (1999-02)
2.	557	Johnny Rhodes (1993-96)
3.	495	Mike Jones (2004-07)
4.	478	Steve Blake (2000-03)
5.	447	Drew Nicholas (2000-03)
6.	429	Walt Williams (1989-92)
	429	Sarunas Jasikevicius (1995-98)
8.	348	Nik Caner-Medley (2003-06)
9.	326	Laron Profit (1996-99)
10.	320	Duane Simpkins (1993-96)
11.	316	Teyon McCoy (1987-88, 90)
12.	312	Chris McCray (2003-06)
13.	299	Terence Morris (1998-01)
14.	286	Exree Hipp (1993-96)
15.	250	John Gilchrist (2003-05)



Terence Morris



John Lucas



Matt Roe



Sarunas Jasikevicius

2002 NCAA CHAMPIONS 2004 ACC CHAMPIONS



Johnny Rhodes



Jerry Greenspan



Greg Manning

FT PERCENTAGE, GAME (MIN. 10 ATT.)

1.	1.000 (14-14)	Jerry Greenspan vs. Minnesota (12-10-60)
	(13-13)	Len Bias vs. No. Carolina (2-20-86)
		Lee Brawley vs. No. Carolina (1-2-51)
	(12-12)	Nik Caner-Medley at Virginia (3-6-06)
		Duane Simpkins vs. Kentucky (11-24-95)
		Matt Roe vs. Wake Forest (2-23-91)
		T. Massenburg at Penn St. (3-19-90)
		Bill Stasiulatis vs. Wake Forest (3-3-61)
		Lee Brawley vs. No. Carolina (1-2-51)
		Bob Kessler vs. Geo. Washington (1-5-56)
	(11-11)	Juan Dixon vs. Georgia Tech (1-6-01)
		Duane Simpkins vs. Virginia (3-5-94)
	(10-10)	Chris McCray vs. Duke (2/12/05)
		Juan Dixon vs. Wake Forest (1-17-01)
		Tom Milroy vs. Penn St. (11-30-68)
		Jerry Bechtie vs. No. Carolina (2-23-60)

FT PERCENTAGE, SEASON (MIN. 50 ATT.)

1.	.908 (79-87)	Greg Manning (1980)
2.	.903 (102-113)	Chris McCray (2005)
3.	.898 (141-157)	Juan Dixon (2002)
4.	.897 (61-68)	Chris McCray (2006)
5.	.865 (128-148)	Juan Dixon (2001)
6.	.864 (209-242)	Len Bias (1986)
	.864 (57-66)	Jo Jo Hunter (1978)
8.	.862 (50-58)	Keith Gatlin (1985)
9.	.857 (66-77)	Greg Manning (1979)

FT PERCENTAGE, CAREER

1.	.858 (315-367)	Greg Manning (1978-81)
2.	.854 (275-322)	Chris McCray (2003-06)
3.	.850 (426-501)	Juan Dixon (1999-02)
4.	.836 (122-146)	Dutch Morley (1979-82)
5.	.813 (100-123)	Jo Jo Hunter (1977-78)
6.	.812 (311-383)	Duane Simpkins (1993-96)
7.	.803 (301-375)	Jim O'Brien (1971-73)
8.	.8029 (163-203)	Mike Jones (2004-07)
9.	.802 (85-106)	Bob McDonald (1959, 61)
10.	.799 (409-512)	Tom McMillen (1972-74)
11.	.7953 (470-591)	Len Bias (1983-86)
12.	.7951 (163-205)	Keith Gatlin (1984-86, 88)
13.	.799 (254-318)	Brad Davis (1975-77)

FREE THROWS MADE, SEASON

1.	213	Keith Booth (1997)
2.	209	Joe Smith (1995)
	209	Len Bias (1986)
4.	197	Tom McMillen (1972)
5.	175	Walt Williams (1992)
6.	174	Bob Kessler (1956)
7.	168	Joe Smith (1994)
8.	162	Keith Booth (1996)
9.	153	Len Bias (1985)
10.	147	Lonny Baxter (2002)
12.	145	Tony Massenburg (1990)
13.	143	Jerry Greenspan (1963)
14.	141	Juan Dixon (2002)
15.	139	Will Hetzel (1969)

FREE THROWS MADE, CAREER

1.	576	Keith Booth (1994-97)
2.	470	Len Bias (1983-86)
3.	454	Adrian Branch (1982-85)
4.	431	Lonny Baxter (1999-02)
5.	426	Juan Dixon (1999-02)
6.	409	Tom McMillen (1972-74)
7.	386	Bob Kessler (1954-56)
8.	384	Walt Williams (1989-92)
9.	377	Joe Smith (1994-95)
10.	356	Obinna Ekezie (1996-99)
11.	344	Terence Morris (1998-01)
12.	334	Albert King (1978-81)
13.	317	Jerry Greenspan (1961-63)
	317	Nik Caner-Medley (2003-06)
15.	315	Greg Manning (1978-81)

FREE THROWS ATTEMPTED, SEASON


1.	297	Keith Booth (1997)
2.	282	Joe Smith (1995)
3.	263	Bob Kessler (1956)
4.	242	Len Bias (1986)
5.	241	Tom McMillen (1972)
6.	236	Lonny Baxter (2002)
7.	231	Walt Williams (1992)
8.	229	Joe Smith (1994)
9.	214	Keith Booth (1996)
10.	206	Lonny Baxter (2001)
11.	204	Bob Kessler (1955)
12.	201	Tony Massenburg (1990)
13.	200	Obinna Ekezie (1998)
14.	197	Len Bias (1985)
15.	191	Jerry Greenspan (1963)

FREE THROWS ATTEMPTED, CAREER

1.	824	Keith Booth (1994-97)
2.	718	Lonny Baxter (1999-02)
3.	607	Adrian Branch (1982-85)
4.	591	Len Bias (1983-86)
5.	587	Bob Kessler (1954-56)
6.	544	Obinna Ekezie (1996-99)
7.	512	Tom McMillen (1972-74)
8.	511	Joe Smith (1994-95)
9.	504	Walt Williams (1989-92)
10.	501	Juan Dixon (1999-02)
11.	487	Derrick Lewis (1985-88)
12.	484	Ekene Ibekwe (2004-07)
13.	476	Tony Massenburg (1986, 88-90)
14.	441	Terence Morris (1998-01)
15.	431	Laron Profit (1996-99)
	431	Albert King (1978-81)
17.	427	Nik Caner-Medley (2003-06)
18.	420	Jerry Greenspan (1961-63)
19.	419	Buck Williams (1979-81)
20.	406	D.J. Strawberry (2004-07)




Keith Booth



Joe Smith



Obinna Ekezie



Juan Dixon



Adrian Branch

FRESHMAN RECORDS



Joe Smith



Greivis Vasquez

POINTS

- 582 Joe Smith (1994)
- 442 Adrian Branch (1982)
- 425 John Lucas (1973)
- 392 Johnny Rhodes (1993)
- 381 Albert King (1978)
- 371 Jerrod Mustaf (1989)
- 369 Steve Hood (1987)
- 364 Brad Davis (1975)

SCORING AVERAGE

- 19.7 Joe Smith (1994)
- 15.2 Adrian Branch (1982)
- 14.3 Jerrod Mustaf (1989)
- 14.2 Steve Hood (1987)
- 14.2 John Lucas (1973)
- 14.0 Johnny Rhodes (1993)
- 13.6 Albert King (1978)
- 12.8 Brad Davis (1975)

REBOUNDS

- 323 Buck Williams (1979)
- 322 Joe Smith (1994)
- 241 Derrick Lewis (1985)
- 202 Jerrod Mustaf (1989)
- 187 Albert King (1978)
- 183 Keith Booth (1994)
- 173 Brian Williams (1988)
- 157 Larry Gibson (1976)

REBOUND AVERAGE

- 10.7 Joe Smith (1994)
- 10.0 Buck Williams (1979)
- 9.8 Larry Gibson (1976)
- 7.8 Jerrod Mustaf (1989)
- 6.7 Albert King (1978)
- 6.5 Derrick Lewis (1985)
- 6.1 Keith Booth (1994)
- 6.0 Brian Williams (1988)

ASSISTS

- 217 Steve Blake (2000)
- 178 John Lucas (1973)
- 157 Greivis Vasquez (2007)
- 148 Keith Gatlin (1984)
- 134 Brad Davis (1975)
- 132 Eric Hayes (2007)
- 128 Dutch Morley (1979)
- 111 Teyon McCoy (1987)

STEALS

- 71 Steve Blake (2000)
- 71 Johnny Rhodes (1993)
- 51 D.J. Strawberry (2004)
- 50 Juan Dixon (1999)
- 45 Keith Booth (1994)
- 43 Dutch Morley (1979)
- 42 Joe Smith (1994)
- 40 Laron Profit (1996)

BLOCKED SHOTS

- 99 Derrick Lewis (1985)
- 93 Joe Smith (1994)
- 44 Ekene Ibekwe (2004)
- 36 Brian Williams (1988)
- 31 James Gist (2005)
- 29 Terence Morris (1998)
- 28 Jerrod Mustaf (1989)
- 27 Terence Morris (1998)

FIELD GOALS MADE

- 190 John Lucas (1973)
- 168 Joe Smith (1994)
- 164 Adrian Branch (1982)
- 164 Albert King (1978)
- 157 Jerrod Mustaf (1989)
- 149 Johnny Rhodes (1993)
- 141 Brad Davis (1975)
- 136 Steve Hood (1987)

FIELD GOALS ATTEMPTED

- 395 Joe Smith (1994)
- 355 Johnny Rhodes (1993)
- 353 John Lucas (1973)
- 346 Adrian Branch (1982)
- 327 Albert King (1978)
- 302 Jerrod Mustaf (1989)
- 290 Steve Hood (1987)
- 270 Exree Hipp (1993)

3-POINT FIELD GOALS MADE

- 59 Johnny Rhodes (1993)
- 37 Steve Blake (2000)
- 36 Juan Dixon (1999)
- 36 Teyon McCoy (1987)
- 35 Steve Hood (1987)
- 31 Drew Nicholas (2000)
- 31 Greivis Vasquez (2007)
- 25 Mike Jones (2004)

3-POINT FIELD GOALS ATTEMPTED

- 173 Johnny Rhodes (1993)
- 102 Steve Blake (2000)
- 98 Greivis Vasquez (2007)
- 97 Juan Dixon (1999)
- 92 Drew Nicholas (2000)
- 80 Steve Hood (1987)
- 80 Teyon McCoy (1987)
- 63 Exree Hipp (1993)


FREE THROWS MADE

- 168 Joe Smith (1994)
- 114 Adrian Branch (1982)
- 92 Greg Manning (1978)
- 87 Keith Booth (1994)
- 82 Brad Davis (1975)
- 75 Greivis Vasquez (2007)
- 65 Al Bunge (1958)
- 62 Steve Hood (1987)

FREE THROW ATTEMPTS

- 229 Joe Smith (1994)
- 149 Adrian Branch (1982)
- 149 Keith Booth (1994)
- 109 Buck Williams (1979)
- 108 Greg Manning (1978)
- 100 Brad Davis (1975)
- 95 D.J. Strawberry (2004)
- 95 Steve Hood (1987)

SOPHOMORE RECORDS



Tom McMillen



Nik Caner-Medley

POINTS

- 708 Joe Smith (1995)
- 667 Tom McMillen (1972)
- 630 Juan Dixon (2000)
- 609 Jerrod Mustaf (1990)
- 564 John Lucas (1974)
- 547 Lonny Baxter (2000)
- 541 Adrian Branch (1983)
- 521 Terence Morris (1999)

SCORING AVERAGE

- 21.2 Tom McMillen (1972)
- 20.8 Joe Smith (1995)
- 20.1 John Lucas (1974)
- 19.7 Jay McMillen (1965)
- 18.7 Adrian Branch (1983)
- 18.5 Jerrod Mustaf (1990)
- 18.0 Juan Dixon (2000)
- 16.6 Ernest Graham (1979)

REBOUNDS

- 362 Joe Smith (1995)
- 351 Len Elmore (1972)
- 308 Lonny Baxter (2000)
- 306 Tom McMillen (1972)
- 265 Al Bunge (1958)
- 257 Chris Wilcox (2002)
- 254 Jerrod Mustaf (1990)
- 249 Lawrence Boston (1976)

REBOUND AVERAGE

- 11.0 Len Elmore (1972)
- 10.7 Joe Smith (1995)
- 10.1 Buck Williams (1980)
- 9.8 Tom McMillen (1972)
- 9.1 Al Bunge (1958)
- 8.9 Lawrence Boston (1976)
- 8.8 Lonny Baxter (2000)
- 8.6 Barry Yates (1971)

ASSISTS

- 248 Steve Blake (2001)
- 221 Keith Gatlin (1985)
- 165 Brad Davis (1976)
- 159 John Gilchrist (2004)
- 159 John Lucas (1974)
- 143 Terrell Stokes (1997)
- 136 Duane Simpkins (1994)
- 127 Juan Dixon (2000)

STEALS

- 96 Juan Dixon (2000)
- 78 Johnny Rhodes (1994)
- 64 Dutch Morley (1980)
- 57 Steve Blake (2001)
- 57 Laron Profit (1997)
- 57 Wait Williams (1990)
- 56 John Gilchrist (2004)
- 53 Chris McCray (2004)

BLOCKED SHOTS

- 97 Joe Smith (1995)
- 97 Joe Smith (1995)
- 79 Lonny Baxter (2000)
- 77 Terence Morris (1999)
- 71 Derrick Lewis (1986)
- 55 Ekene Ibekwe (2005)
- 53 Chris Wilcox (2002)
- 51 James Gist (2006)
- 43 Keith Booth (1995)

FIELD GOALS MADE

- 253 John Lucas (1974)
- 245 Joe Smith (1995)
- 236 Jerrod Mustaf (1990)
- 235 Tom McMillen (1972)
- 234 Juan Dixon (2000)
- 222 Ernest Graham (1979)
- 218 Lonny Baxter (2000)
- 211 Len Bias (1984)

FIELD GOALS ATTEMPTED

- 506 Juan Dixon (2000)
- 495 John Lucas (1974)
- 454 Ernest Graham (1979)
- 446 Jerrod Mustaf (1990)
- 428 Tom McMillen (1972)
- 424 Joe Smith (1995)
- 424 Jay McMillen (1965)
- 420 Adrian Branch (1983)

3-POINT FIELD GOALS MADE

- 49 Juan Dixon (2000)
- 43 John Gilchrist (2004)
- 40 Johnny Rhodes (1994)
- 38 Duane Simpkins (1994)
- 37 Steve Blake (2001)
- 36 Nik Caner-Medley (2004)
- 36 Mike Jones (2005)
- 35 Laron Profit (1997)

3-POINT FIELD GOALS ATTEMPTED

- 135 Juan Dixon (2000)
- 129 Johnny Rhodes (1994)
- 115 Nik Caner-Medley (2004)
- 112 John Gilchrist (2004)
- 102 Mike Jones (2005)
- 101 Chris McCray (2004)
- 99 Laron Profit (1997)
- 95 Danny Miller (2000)


FREE THROWS MADE

- 209 Joe Smith (1995)
- 197 Tom McMillen (1972)
- 134 Jim O'Brien (1971)
- 133 Jim Halleck (1957)
- 127 Jerrod Mustaf (1990)
- 118 Adrian Branch (1983)
- 114 Keith Booth (1995)
- 113 Juan Dixon (2000)

FREE THROW ATTEMPTS

- 282 Joe Smith (1995)
- 241 Tom McMillen (1972)
- 187 Lonny Baxter (2000)
- 174 Jim Halleck (1957)
- 171 Jim O'Brien (1971)
- 165 Adrian Branch (1983)
- 164 Keith Booth (1995)
- 164 Jerrod Mustaf (1990)

JUNIOR RECORDS



Len Bias



James Gist

POINTS

- 701 Len Bias (1985)
- 674 Albert King (1980)
- 654 Juan Dixon (2001)
- 616 Tom McMillen (1973)
- 605 Will Hetzel (1969)
- 579 Steve Francis (1999)
- 561 Lonny Baxter (2001)
- 537 Terence Morris (2000)

SCORING AVERAGE

- 23.3 Will Hetzel (1969)
- 21.7 Albert King (1980)
- 21.2 Tom McMillen (1973)
- 20.9 Bob Kessler (1955)
- 19.6 Derrick Lewis (1987)
- 19.5 John Lucas (1975)
- 18.9 Len Bias (1985)
- 18.7 Walt Williams (1991)

REBOUNDS

- 363 Buck Williams (1981)
- 318 Will Hetzel (1969)
- 293 Terence Morris (2000)
- 290 Len Elmore (1973)
- 286 Lonny Baxter (2001)
- 284 Tom McMillen (1973)
- 271 Gary Ward (1965)
- 253 Larry Gibson (1978)

REBOUND AVERAGE

- 12.2 Will Hetzel (1969)
- 11.7 Buck Williams (1981)
- 11.2 Len Elmore (1973)
- 11.8 Bob Eicher (1962)
- 11.6 Al Bunge (1959)
- 11.0 Bob Kessler (1955)
- 10.4 Gary Ward (1965)
- 10.1 Rod Horst (1969)

ASSISTS

- 286 Steve Blake (2002)
- 204 Keith Gatlin (1986)
- 172 Rudy Archer (1988)
- 162 Duane Simpkins (1995)
- 154 Kevin McLinton (1992)
- 153 John Gilchrist (2005)
- 152 Steve Francis (1999)
- 149 Terrell Stokes (1998)

STEALS

- 95 Juan Dixon (2001)
- 95 Steve Francis (1999)
- 87 Laron Profit (1998)
- 85 Johnny Rhodes (1995)
- 58 Chris McCray (2005)
- 58 D.J. Strawberry (2006)
- 56 Steve Blake (2002)
- 53 Terence Morris (2000)
- 47 Kevin McLinton (1992)

BLOCKED SHOTS

- 114 Derrick Lewis (1987)
- 72 James Gist (2007)
- 71 Terence Morris (2000)
- 57 Larry Gibson (1978)
- 55 Lonny Baxter (2001)
- 49 Cedric Lewis (1990)
- 43 Travis Garrison (2005)
- 43 Ekene Ibekwe (2006)

FIELD GOALS MADE

- 275 Albert King (1980)
- 274 Len Bias (1985)
- 250 Tom McMillen (1973)
- 233 Will Hetzel (1969)
- 232 Juan Dixon (2001)
- 219 Lonny Baxter (2001)
- 205 Steve Francis (1999)
- 203 Steve Sheppard (1976)

FIELD GOALS ATTEMPTED

- 527 Will Hetzel (1969)
- 519 Len Bias (1985)
- 497 Albert King (1980)
- 480 Juan Dixon (2001)
- 468 Bob Kessler (1955)
- 427 Tom McMillen (1973)
- 412 Laron Profit (1998)
- 409 Nik Caner-Medley (2005)

3-POINT FIELD GOALS MADE

- 64 Teyon McCoy (1990)
- 62 Juan Dixon (2001)
- 61 Mike Jones (2006)
- 48 Rudy Archer (1988)
- 45 Steve Francis (1999)
- 45 Johnny Rhodes (1995)
- 44 Steve Blake (2002)
- 43 Nik Caner-Medley (2005)
- 42 Sarunas Jasikevicius (1997)

3-POINT FIELD GOALS ATTEMPTED

- 164 Teyon McCoy (1990)
- 151 Juan Dixon (2001)
- 147 Mike Jones (2006)
- 131 Sarunas Jasikevicius (1997)
- 128 Steve Blake (2002)
- 126 Nik Caner-Medley (2005)
- 122 Rudy Archer (1988)
- 120 Chris McCray (2005)
- 120 Johnny Rhodes (1995)

FREE THROWS MADE

- 162 Keith Booth (1996)
- 153 Len Bias (1985)
- 139 Will Hetzel (1969)
- 134 Obinna Ekezie (1998)
- 131 Bob Kessler (1955)
- 130 Jerry Greenspan (1962)
- 128 Juan Dixon (2001)
- 124 Steve Francis (1999)

FREE THROW ATTEMPTS

- 214 Keith Booth (1996)
- 206 Lonny Baxter (2001)
- 200 Obinna Ekezie (1998)
- 197 Len Bias (1985)
- 182 Buck Williams (1981)
- 177 Derrick Lewis (1987)
- 171 Will Hetzel (1969)
- 167 Jerry Greenspan (1962)

SENIOR RECORDS



Walt Williams



Keith Booth

POINTS

- 776 Walt Williams (1992)
- 743 Len Bias (1986)
- 735 Juan Dixon (2002)
- 671 Adrian Branch (1985)
- 654 Gene Shue (1954)
- 624 Keith Booth (1997)
- 559 Albert King (1981)
- 557 John Lucas (1976)
- 557 Tony Massenburg (1990)

SCORING AVERAGE

- 26.8 Walt Williams (1992)
- 23.2 Len Bias (1986)
- 20.42 Juan Dixon (2002)
- 20.42 Bob Kessler (1956)
- 19.9 John Lucas (1976)
- 19.5 Keith Booth (1997)
- 19.4 Tom McMillen (1974)
- 18.5 Evers Burns (1993)

REBOUNDS

- 412 Len Elmore (1974)
- 336 Bob Kessler (1956)
- 321 Tom Roy (1975)
- 314 Tony Massenburg (1990)
- 288 Lonny Baxter (2002)
- 283 Jamar Smith (2004)
- 277 Terence Morris (2001)
- 269 Ben Coleman (1984)
- 269 Tom McMillen (1974)

REBOUND AVERAGE

- 14.7 Len Elmore (1974)
- 14.0 Bob Kessler (1956)
- 12.6 Al Bunge (1960)
- 11.1 Tom Roy (1975)
- 10.7 Bob McDonald (1961)
- 10.4 Bob Everett (1955)
- 10.1 Tony Massenburg (1990)
- 10.0 Tom McMillen (1974)

ASSISTS

- 221 Steve Blake (2003)
- 213 Terrell Stokes (1999)
- 175 Kevin McLinton (1993)
- 135 Greg Nared (1989)
- 135 Mickey Wiles (1970)
- 124 Dutch Morley (1982)
- 121 Bob Bodell (1973)
- 120 Ernest Graham (1981)
- 119 D.J. Strawberry (2007)

STEALS

- 110 Johnny Rhodes (1996)
- 92 Juan Dixon (2002)
- 69 D.J. Strawberry (2007)
- 68 Laron Profit (1999)
- 67 Terrell Stokes (1999)
- 64 Keith Booth (1997)
- 60 Walt Williams (1992)
- 50 Steve Blake (2003)

BLOCKED SHOTS

- 143 Cedric Lewis (1991)
- 88 Ekene Ibekwe (2007)
- 79 Terence Morris (2001)
- 69 Lonny Baxter (2002)
- 59 Tahj Holden (2003)
- 58 Larry Gibson (1979)
- 55 Derrick Lewis (1988)
- 42 Ben Coleman (1984)

FIELD GOALS MADE

- 270 Adrian Branch (1985)
- 267 Len Bias (1986)
- 256 Walt Williams (1992)
- 251 Juan Dixon (2002)
- 233 John Lucas (1976)
- 232 Albert King (1981)
- 214 Tom McMillen (1974)
- 211 Evers Burns (1993)

FIELD GOALS ATTEMPTED

- 542 Walt Williams (1992)
- 535 Juan Dixon (2002)
- 529 Adrian Branch (1985)
- 491 Len Bias (1986)
- 469 Gene Shue (1954)
- 462 Albert King (1981)
- 456 John Lucas (1976)
- 437 Keith Booth (1997)

3-POINT FIELD GOALS MADE

- 92 Juan Dixon (2002)
- 89 Walt Williams (1992)
- 81 Ekene Ibekwe (2007)
- 73 Drew Nicholas (2003)
- 64 Steve Blake (2003)
- 60 Sarunas Jasikevicius (1998)
- 56 Keith Gatlin (1988)
- 48 Matt Roe (1991)

3-POINT FIELD GOALS ATTEMPTED

- 240 Walt Williams (1992)
- 232 Juan Dixon (2002)
- 184 Mike Jones (2007)
- 178 Drew Nicholas (2003)
- 154 Steve Blake (2003)
- 156 Matt Roe (1991)
- 151 Sarunas Jasikevicius (1998)
- 135 Johnny Rhodes (1996)

FREE THROWS MADE


- 213 Keith Booth (1997)
- 209 Len Bias (1986)
- 175 Walt Williams (1992)
- 174 Bob Kessler (1956)
- 147 Lonny Baxter (2002)
- 145 Tony Massenburg (1990)
- 143 Jerry Greenspan (1963)
- 141 Juan Dixon (2002)

FREE THROW ATTEMPTS

- 297 Keith Booth (1997)
- 263 Bob Kessler (1956)
- 242 Len Bias (1986)
- 236 Lonny Baxter (2002)
- 231 Walt Williams (1992)
- 201 Tony Massenburg (1990)
- 191 Jerry Greenspan (1963)
- 182 Bob Everett (1955)

ANNUAL LEADERS


Year	SCORING			REBOUNDING			FIELD GOAL PCT.		
	Leader	Points	Avg.	Leader	Rebs.	Avg.	Leader	FG Pct.	
2006-07	D.J. Strawberry	505	14.9	Ekene Ibekwe	256	7.8	Bambale Osby	.563	
2005-06	Nik Caner-Medley	490	15.3	Ekene Ibekwe	212	6.6	Chris McCray	.516	
2004-05	Nik Caner-Medley	511	16.0	Travis Garrison	207	6.5	James Gist	.493	
2003-04	John Gilchrist	492	15.4	Jamar Smith	283	8.8	Ekene Ibekwe	.504	
2002-03	Drew Nicholas	552	17.8	Ryan Randle	224	7.2	John Gilchrist	.588	
2001-02	Juan Dixon	735	20.4	Lonny Baxter	288	8.2	Lonny Baxter	.545	
2000-01	Juan Dixon	645	18.2	Lonny Baxter	286	7.9	Lonny Baxter	.566	
1999-00	Juan Dixon	630	18.0	Lonny Baxter	308	8.8	Lonny Baxter	.533	
1998-99	Steve Francis	579	17.0	Terence Morris	242	7.1	Terence Morris	.551	
1997-98	Laron Profit	506	15.8	Rodney Elliott	236	7.4	Terrence Morris	.523	
1996-97	Keith Booth	624	19.5	Keith Booth	253	7.9	Obinna Ekezie	.550	
1995-96	Johnny Rhodes	502	16.7	Keith Booth	233	7.8	Johnny Rhodes	.478	
1994-95	Joe Smith	708	20.4	Joe Smith	362	10.7	Joe Smith	.578	
1993-94	Joe Smith	582	19.4	Joe Smith	321	10.7	Joe Smith	.522	
1992-93	Evers Burns	518	18.5	Evers Burns	249	8.9	Evers Burns	.506	
1991-92	Walt Williams	776	26.8	Evers Burns	206	7.1	Evers Burns	.516	
1990-91	Matt Roe	498	17.8	Cedric Lewis	233	8.3	Garfield Smith	.527	
	Walt Williams	318	18.7						
1989-90	Jerrod Mustaf	609	18.5	Tony Massenburg	314	10.1	Jerrod Mustaf	.529	
1988-89	Tony Massenburg	481	16.6	Tony Massenburg	226	7.8	Tony Massenburg	.550	
1987-88	Derrick Lewis	466	15.0	Derrick Lewis	237	7.6	Brian Williams	.600	
1986-87	Derrick Lewis	510	19.6	Derrick Lewis	248	9.5	Derrick Lewis	.602	
1985-86	Len Bias	743	23.2	Len Bias	224	7.0	Tom Jones	.551	
1984-85	Len Bias	701	18.9	Len Bias	251	6.8	Len Bias	.530	
1983-84	Ben Coleman	491	15.3	Ben Coleman	269	8.4	Ben Coleman	.608	
1982-83	Adrian Branch	541	18.7	Ben Coleman	242	8.1	Ben Coleman	.571	
1981-82	Adrian Branch	442	15.2	Herman Veal	213	7.3	Charles Pittman	.611	
1980-81	Albert King	559	18.0	Buck Williams	363	11.7	Buck Williams	.647	
1979-80	Albert King	674	21.7	Buck Williams	242	10.1	Greg Manning	.643	
1978-79	Ernest Graham	499	16.6	Buck Williams	323	10.8	Buck Williams	.583	
1977-78	Lawrence Boston	428	15.5	Larry Gibson	253	9.0	Lawrence Boston	.580	
1976-77	Lawrence Boston	338	13.0	Larry Gibson	228	8.4	Lawrence Boston	.597	
	Steve Sheppard	309	16.2						
1975-76	John Lucas	557	19.9	Lawrence Boston	157	8.9	Maurice Howard	.553	
				Larry Gibson	249	9.8			
1974-75	John Lucas	469	19.5	Tom Roy	321	11.1	Tom Roy	.606	
1973-74	John Lucas	564	20.1	Len Elmore	412	14.7	Maurice Howard	.553	
1972-73	Tom McMillen	616	21.2	Len Elmore	290	11.2	Tom McMillen	.585	
1971-72	Tom McMillen	667	20.8	Len Elmore	351	11.0	Tom McMillen	.549	
1970-71	Howard White	389	15.6	Barry Yates	224	8.6	Charlie Blank	.473	
	Jim O'Brien	342	16.3						
1969-70	Rod Horst	605	16.5	Rod Horst	258	9.9	Rod Horst	.532	
1968-69	Will Hetzel	605	23.3	Will Hetzel	318	12.2	Rod Horst	.480	
1967-68	Pete Johnson	360	15.0	Jay McMillen	195	8.1	Will Hetzel	.423	
1966-67	Jay McMillen	392	16.3	Jay McMillen	195	8.1	Rich Drescher	.445	
1965-66	Gary Ward	430	17.2	Gary Ward	241	9.6	Gary Ward	.463	
1964-65	Jay McMillen	512	19.7	Gary Ward	271	10.4	Jay McMillen	.486	
1963-64	George Suder	327	13.0	Rick Wise	185	7.1	Jackie Clark	.480	
				Gary Ward	103	7.4			
1962-63	Jerry Greenspan	365	17.4	Jerry Greenspan	184	8.8	Connie Carpenter	.447	
1961-62	Jerry Greenspan	380	15.2	Jerry Greenspan	235	9.4	Bruce Kelleher	.437	
1960-61	Bob McDonald	347	13.4	Bob McDonald	279	10.7	Bob McDonald	.453	
1959-60	Al Bunge	383	16.6	Al Bunge	289	12.6	Paul Jelus	.470	
1958-59	Charles McNeil	311	14.8	Al Bunge	241	10.5	Charles McNeil	.443	
1957-58	Charles McNeil	311	14.8	Al Bunge	265	9.1	Nick Davis	.463	
1956-57	Bob O'Brien	342	13.2	Jim Halleck	195	7.5	John Nacinick	.470	
1955-56	Bob Kessler	490	20.4	Bob Kessler	336	14.0	Bob O'Brien	.421	
1954-55	Bob Kessler	487	20.3				— not available —	—	
1953-54	Gene Shue	654	21.8				Gene Shue	.506	
1952-53	Gene Shue	508	22.1				Gene Shue	.469	
1951-52	— not available —	—	—				— not available —	—	
1950-51	Lee Brawley	404	15.0				Dick Koffenberger	.480	



Evers Burns



Bob McDonald



Tony Massenburg

2002 NCAA CHAMPIONS

2004 ACC CHAMPIONS

FREE THROW PCT.

Year	Leader	Pct.
2006-07	Eric Hayes	.912
2005-06	Chris McCray	.897
2004-05	Chris McCray	.903
2003-04	Chris McCray	.822
2002-03	Drew Nicholas	.852
2001-02	Juan Dixon	.898
2000-01	Juan Dixon	.865
1999-00	Juan Dixon	.790
1998-99	Juan Dixon	.830
1997-98	Sarunas Jasikevicius	.759
1996-97	Sarunas Jasikevicius	.742
1995-96	Duane Simpkins	.845
1994-95	Duane Simpkins	.841
1993-94	Duane Simpkins	.784
1992-93	Kevin McLinton	.822
1991-92	Kevin McLinton	.781
1990-91	Walt Williams	.837
1989-90	Walt Williams	.776
1988-89	John Johnson	.790
1987-88	Rudy Archer	.770
1986-87	John Johnson	.790
1985-86	Len Bias	.864
1984-85	Keith Gatlin	.862
1983-84	Len Bias	.767
1982-83	Herman Veal	.762
1981-82	Herman Veal	.780
1980-81	Greg Manning	.821
1979-80	Greg Manning	.908
1978-79	Greg Manning	.857
1977-78	Jo Jo Hunter	.863
1976-77	Brad Davis	.784
1975-76	Maurice Howard	.828
1974-75	John Lucas	.836
1973-74	Maurice Howard	.786
1972-73	Jim O'Brien	.844
1971-72	Ton McMillen	.817
1970-71	Jim O'Brien	.784
1969-70	Will Hetzel	.781
1968-69	Will Hetzel	.813
1967-68	Pete Johnson	.721
1966-67	Jay McMillen	.787
1965-66	Jay McMillen	.792
1964-65	Gary Ward	.818
1963-64	Neil Brayton	.803
1962-63	Jerry Greenspan	.749
1961-62	Bruce Kelleher	.816
1960-61	Bob McDonald	.873
1959-60	Paul Jelus	.842
1958-59	Jerry Bechtle	.783
1957-58	Charles McNeil	.762
1956-57	Jim Halleck	.764
1955-56	Bob O'Brien	.767
1954-55	— not available —	—
1953-54	Gene Shue	.789
1952-53	Gene Shue	.700
1951-52	— not available —	—
1950-51	Dick Koffenberger	.772

ASSISTS


Year	Leader	Assists	Avg.
2006-07	Greivis Vasquez	157	4.6
2005-06	D.J. Strawberry	128	4.0
2004-05	John Gilchrist	153	5.5
2003-04	John Gilchrist	159	5.0
2002-03	Steve Blake	221	7.1
2001-02	Steve Blake	286	7.9
2000-01	Steve Blake	248	6.9
1999-00	Steve Blake	217	6.2
1998-99	Terrell Stokes	213	6.3
1997-98	Terrell Stokes	149	4.7
1996-97	Terrell Stokes	143	4.5
1995-96	Duane Simpkins	118	4.4
1994-95	Duane Simpkins	162	4.8
1993-94	Duane Simpkins	136	4.5
1992-93	Kevin McLinton	154	5.3
1991-92	Kevin McLinton	154	5.3
1990-91	Kevin McLinton	123	4.4
	Walt Williams	91	5.4
1989-90	Walt Williams	149	4.5
1988-89	Greg Nared	135	4.8
1987-88	Rudy Archer	172	5.5
1986-87	Teyon McCoy	111	4.3
1985-86	Keith Gatlin	204	6.4
1984-85	Keith Gatlin	221	6.0
1983-84	Keith Gatlin	148	4.6
1982-83	Jeff Adkins	121	4.0
1981-82	Dutch Morley	128	4.3
1980-81	Ernest Graham	120	3.9
1979-80	Ernest Graham	136	4.4
1978-79	Dutch Morley	128	4.3
1977-78	Greg Manning	74	2.6
1976-77	Brad Davis	132	4.9
1975-76	Brad Davis	165	5.9
1974-75	Brad Davis	134	4.6
1973-74	John Lucas	159	5.7
1972-73	John Lucas	178	5.9
1971-72	Howard White	93	2.9
1970-71	Jim O'Brien	70	3.3
1969-70	Mickey Wiles	135	5.2

STEALS


Year	Leader	Steals	Avg.
2006-07	D.J. Strawberry	69	2.0
2005-06	D.J. Strawberry	58	1.8
2004-05	Chris McCray	58	1.9
2003-04	John Gilchrist	56	1.8
2002-03	Steve Blake	50	1.6
2001-02	Juan Dixon	92	2.6
2000-01	Juan Dixon	95	2.6
1999-00	Juan Dixon	96	2.7
1998-99	Steve Francis	95	2.8
1997-98	Laron Profit	87	2.7
1996-97	Keith Booth	64	2.0
1995-96	Johnny Rhodes	110	3.7
1994-95	Johnny Rhodes	85	2.5
1993-94	Johnny Rhodes	78	2.3
1992-93	Johnny Rhodes	71	2.5
1991-92	Walt Williams	60	2.1
1990-91	Cedric Lewis	48	1.5
1989-90	Walt Williams	57	1.7
1988-89	Greg Nared	46	1.6
1987-88	Derrick Lewis	45	1.5
1986-87	Derrick Lewis	38	1.5
1985-86	Derrick Lewis	37	1.1
1984-85	Adrian Branch	45	1.2
1983-84	Adrian Branch	29	1.0
1982-83	Jeff Adkins	23	0.8
1981-82	Dutch Morley	33	1.1
1980-81	Ernest Graham	42	1.4
1979-80	Dutch Morley	64	2.1
1978-79	Dutch Morley	43	1.4
1977-78	Jo Jo Hunter	26	1.0
1976-77	Steve Sheppard	27	1.4

BLOCKED SHOTS


Year	Leader	Blocks	Avg.
2006-07	Ekene Ibekwe	88	2.6
2005-06	James Gist	51	1.6
2004-05	Ekene Ibekwe	55	1.8
2003-04	Ekene Ibekwe	44	1.4
2002-03	Ryan Randle	36	1.2
2001-02	Lonny Baxter	69	2.0
2000-01	Terence Morris	79	2.2
1999-00	Lonny Baxter	79	2.3
1998-99	Terence Morris	77	2.3
1997-98	Obinna Ekezie	37	1.2
1996-97	Obinna Ekezie	33	1.1
1995-96	Keith Booth	23	0.8
1994-95	Joe Smith	97	2.9
1993-94	Joe Smith	93	3.1
1992-93	Chris Kerwin	30	1.1
1991-92	Chris Kerwin	31	1.1
1990-91	Cedric Lewis	143	5.1
1989-90	Cedric Lewis	49	1.5
1988-89	Cedric Lewis	36	1.3
1987-88	Derrick Lewis	55	1.8
1986-87	Derrick Lewis	114	4.4
1985-86	Derrick Lewis	71	2.2
1984-85	Derrick Lewis	99	2.7
1983-84	Ben Coleman	48	1.3
1982-83	Ben Coleman	33	1.1
1981-82	Charles Pittman	31	1.3
1980-81	Buck Williams	29	0.9
1979-80	Taylor Baldwin	35	1.1
1978-79	Larry Gibson	58	1.9
1977-78	Larry Gibson	57	2.0
1976-77	Larry Gibson	67	2.5



Jim O'Brien



Cedric Lewis



Kevin McLinton

2002 NCAA CHAMPIONS
2004 ACC CHAMPIONS

TEAM RECORDS • SEASON

All seasons are reflected by a single year (i.e., 1950-51 is indicated as 1951). Statistical records except for wins and losses are since 1951, except for the following: three-point records are since 1987; assists records are since 1970; blocks and steals records are since 1977.

MOST GAMES PLAYED

- 37 in 1985 (25 wins, 12 losses)
- 36 in 2002 (32 wins, 4 losses)
- 36 in 2001 (25 wins, 11 losses)
- 35 in 2000 (25 wins, 10 losses)

HIGHEST WIN PERCENTAGE

- 889 (32-4), 2002
- 844 (27-5), 1972
- 828 (24-5), 1975
- 824 (28-6), 1999
- 824 (14-3), 1926
- 821 (23-5), 1974

LOWEST WIN PERCENTAGE

- .000 (0-16), 1914
- .000 (0-2), 1905
- .045 (1-21), 1941
- .125 (2-14), 1945
- .167 (1-5), 1919

HIGHEST HOME COURT WINNING PCT.

- 1.000 (16-0), 1995
- 1.000 (15-0), 2002
- 1.000 (16-0), 1980
- 1.000 (14-0), 1972
- 1.000 (11-0), 1928
- .938 (15-1), 2000
- .929 (13-1), 1999
- .923 (12-1), 1974
- .923 (12-1), 1973
- .917 (11-1), 1932
- .909 (10-1), 1958
- .909 (10-1), 1926

MOST WINS

- 32 in 2002
- 28 in 1999
- 27 in 1972
- 26 in 1995
- 25 in 2007
- 25 in 2001
- 25 in 2000
- 25 in 1985

MOST LOSSES

- 21 in 1941
- 20 in 1989
- 18 in 1969
- 18 in 1950
- 18 in 1949

MOST CONSECUTIVE WINS

- 14 (began vs. Washington & Lee on Jan. 15, 1932; ended by No. Carolina on Feb. 19, 1932)
- 13 (began vs. Clemson on Jan. 20, 2002; ended by NC State on March 9, 2002)
- 11 (began vs. Howard on Nov. 26, 1996; ended by Georgia on Dec. 30, 1996)
- 11 (began vs. E. Carolina on Nov. 29, 1975; ended by Wake Forest on Jan. 10, 1976)
- 11 (began vs. Duke on Feb. 2, 1973; ended by NC State on March 9, 1973)
- 10 (began vs. Michigan on Dec. 2, 2000; ended by No. Carolina on Jan. 10, 2001)
- 10 (began vs. W. Carolina on Nov. 14, 1998; ended by Kentucky on Dec. 12, 1998)
- 10 (began vs. Alaska-Anchorage on Nov. 24, 1984; ended by Ga. Tech on Dec. 28, 1984)
- 10 (began vs. Ball St. on Nov. 30, 1976; ended by Wake Forest on Jan. 8, 1977)
- 10 (began vs. Brown on Nov. 29, 1972; ended by NC State on Jan. 14, 1973)

MOST CONSECUTIVE LOSSES

- 22 (began vs. Duke on March 1, 1940; ended vs. Washington College on Feb. 22, 1941)

MOST CONSECUTIVE ACC WINS

- Overall: 14 (began vs. Clemson on Jan. 20, 2002; ended at Wake Forest on Jan. 15, 2003)
- Season: 12 (began vs. Clemson on Jan. 20, 2002; final 12 ACC games of 2001-02 season)

MOST CONSECUTIVE HOME WINS

- Overall: 24 (began vs. UMES on Nov. 30, 1979; ended vs. Virginia on Jan. 14, 1981)

MOST CONSECUTIVE NON-LEAGUE HOME WINS

- 87 (began vs. Alcorn St. on Dec. 30, 1989; ended vs. Florida on Dec. 14, 2002)

MOST HOME GAMES WITHOUT CONSECUTIVE LOSSES

- 163 (began Feb. 24, 1993 vs. NC State; still current entering the 2004-05 season)

MOST OVERTIME GAMES

- 4 in 2005, 2004, 1998, 1965

MOST OVERTIME PERIODS

- 7 in 1984

MOST 100-POINT GAMES

- 8 in 1975
- 8 in 1974

CONSECUTIVE 100-PT. GAMES

- 4 in 2001 (123 vs. Norfolk State, 117 vs. Chicago State, 105 vs. Md.-Eastern Shore, 104 at Clemson)

OVERALL TOTAL ATTENDANCE

- 608,859 in 2002 (36 games)
- 528,916 in 2001 (36 games)
- 518,712 in 2007 (34 games)
- 509,925 in 2004 (32 games)
- 503,648 in 2000 (35 games)
- 475,751 in 2005 (32 games)
- 473,626 in 1999 (34 games)

HOME TOTAL ATTENDANCE

- 319,616 in 2007 (19 games)
- 299,391 in 2005 (18 games)
- 291,961 in 2006 (17 games)
- 287,200 in 2004 (16 games)
- 281,057 in 2003 (16 games)
- 240,254 in 1977 (19 games)
- 226,369 in 2000 (16 games)
- 221,020 in 1995 (16 games)
- 212,495 in 2002 (15 games)

OVERALL AVG. ATTENDANCE

- 16,912 in 2002 (36 games)
- 16,591 in 2003 (31 games)
- 15,935 in 2004 (32 games)
- 15,256 in 2007 (34 games)
- 14,867 in 2005 (32 games)
- 14,692 in 2001 (36 games)
- 14,390 in 2000 (35 games)
- 14,320 in 2006 (32 games)
- 13,944 in 1998 (32 games)

HOME AVG. ATTENDANCE

- 17,950 in 2004 (16 games)
- 17,566 in 2003 (16 games)
- 17,174 in 2006 (17 games)
- 16,822 in 2007 (19 games)
- 16,633 in 2005 (18 games)
- 14,455 in 1999 (14 games)
- 14,166 in 2002 (15 games)
- 14,148 in 2000 (16 games)

MOST POINTS SCORED

- 3,067 in 2001 (36 games)
- 3,060 in 2002 (36 games)
- 2,946 in 1995 (34 games)
- 2,873 in 1999 (34 games)
- 2,747 in 1990 (33 games)
- 2,685 in 2007 (34 games)

AVERAGE POINTS PER GAME

- 89.9 in 1975 (2,607 in 29 games)
- 88.2 in 1976 (2,469 in 28 games)
- 87.1 in 1973 (2,613 in 30 games)
- 86.7 in 1995 (2,946 in 34 games)
- 85.7 in 1974 (2,400 in 28 games)

AVERAGE SCORING MARGIN

- 18.1 points in 1999 (84.5-66.4)
- 16.7 points in 1974 (85.7-69.0)
- 15.3 points in 1975 (89.9-74.6)
- 14.1 points in 2002 (85.0-70.9)
- 13.9 points in 1976 (88.2-74.3)
- 13.0 points in 2003 (79.7-66.7)
- 12.9 points in 1973 (87.1-74.2)

MOST POINTS ALLOWED

- 2,605 in 2001 (36 games)
- 2,563 in 1990 (33 games)
- 2,552 in 2002 (36 games)
- 2,514 in 1995 (34 games)

HIGHEST SCORING AVG. ALLOWED PER GAME

- 84.1 in 1969 (2,188 in 26 games)
- 79.53 in 1978 (2,227 in 28 games)
- 79.50 in 1993 (2,226 in 28 games)

LOWEST SCORING AVERAGE ALLOWED PER GAME

- 46.5 in 1952 (1,116 in 22 games)
- 52.6 in 1951 (1,420 in 27 games)
- 54.3 in 1953 (1,256 in 23 games)

MOST FIELD GOALS MADE

- 1,120 in 2001 (36 games)
- 1,089 in 1973 (30 games)
- 1,083 in 2002 (36 games)
- 1,049 in 1974 (28 games)
- 1,044 in 1999 (34 games)
- 1,038 in 1985 (37 games)

MOST FIELD GOALS ATTEMPTED

- 2,313 in 2001 (36 games)
- 2,248 in 2002 (36 games)
- 2,151 in 2000 (35 games)
- 2,108 in 1999 (34 games)
- 2,094 in 1973 (30 games)
- 2,094 in 2005 (32 games)
- 2,080 in 1995 (34 games)

FIELD GOAL PERCENTAGE

- .551 in 1980 (985 of 1,789)
- .547 in 1975 (1,049 of 1,918)
- .539 in 1984 (941 of 1,745)
- .537 in 1976 (996 of 1,854)
- .532 in 1981 (943 of 1,774)

MOST FREE THROWS MADE

- 697 in 1995 (34 games)
- 677 in 2002 (36 games)
- 633 in 1990 (33 games)
- 622 in 2001 (36 games)
- 616 in 1997 (32 games)
- 601 in 1999 (34 games)
- 600 in 2005 (32 games)
- 600 in 2006 (32 games)

MOST FREE THROWS ATTEMPTED

- 987 in 1995 (34 games)
- 933 in 2002 (36 games)
- 904 in 1997 (32 games)
- 894 in 2001 (36 games)
- 893 in 1990 (33 games)
- 858 in 1958 (29 games)

FREE THROW PERCENTAGE

- .758 in 1976 (477 of 629)
- .757 in 1975 (509 of 672)
- .751 in 1982 (476 of 634)
- .747 in 1960 (399 of 534)
- .7460 in 1974 (376 of 504)

3-POINT FIELD GOALS MADE

- 217 in 2002 (36 games)
- 205 in 2001 (36 games)
- 204 in 2003 (31 games)
- 196 in 2007 (34 games)
- 195 in 2000 (35 games)
- 195 in 1988 (31 games)
- 185 in 1996 (30 games)

3-POINT FIELD GOALS ATT.

- 580 in 2002 (36 games)
- 553 in 2000 (35 games)
- 544 in 1996 (30 games)
- 542 in 2005 (32 games)
- 540 in 2001 (36 games)
- 523 in 2003 (31 games)
- 509 in 2007 (34 games)
- 508 in 1995 (34 games)

3-POINT FIELD GOAL PCT.

- .461 in 1987 (122 of 290)
- .430 in 1988 (195 of 451)
- .396 in 1990 (100 of 278)
- .385 in 2007 (195 of 509)
- .380 in 2001 (205 of 540)
- .374 in 2002 (217 of 580)
- .373 in 2006 (155 of 415)

MOST REBOUNDS

- 1,479 in 2002 (36 games)
- 1,478 in 2001 (36 games)
- 1,388 in 1972 (32 games)
- 1,385 in 2005 (32 games)
- 1,368 in 1974 (28 games)
- 1,367 in 1995 (34 games)
- 1,361 in 1973 (30 games)

AVERAGE REBOUNDS PER GAME

- 49.1 in 1995 (1,178 in 24 games)
- 48.9 in 1974 (1,368 in 28 games)
- 48.3 in 1956 (1,158 in 24 games)
- 45.4 in 1973 (1,361 in 30 games)
- 45.2 in 1970 (1,174 in 26 games)

MOST ASSISTS

- 714 in 2002 (36 games)
- 692 in 2001 (36 games)
- 674 in 1999 (34 games)
- 667 in 2000 (35 games)
- 641 in 1995 (34 games)
- 602 in 1998 (32 games)

AVERAGE ASSISTS PER GAME

- 19.83 in 2002 (714 in 36 games)
- 19.82 in 1999 (674 in 34 games)
- 19.2 in 2001 (692 in 35 games)
- 19.1 in 2000 (667 in 36 games)
- 18.9 in 1995 (641 in 34 games)
- 18.8 in 1998 (602 in 32 games)

MOST BLOCKED SHOTS

- 235 in 2000 (35 games)
- 233 in 2007 (34 games)
- 215 in 2004 (32 games)
- 216 in 2002 (36 games)
- 213 in 2001 (36 games)
- 202 in 1999 (34 games)
- 200 in 2005 (32 games)
- 198 in 2003 (31 games)
- 191 in 2006 (32 games)
- 185 in 1991 (28 games)

MOST STEALS

- 431 in 1999 (34 games)
- 355 in 2000 (35 games)
- 329 in 1996 (30 games)
- 322 in 2003 (31 games)
- 322 in 2001 (36 games)
- 303 in 1994 (30 games)
- 302 in 2002 (36 games)

MOST PERSONAL FOULS

- 713 in 2001 (36 games)
- 704 in 1990 (33 games)
- 672 in 1999 (34 games)

TEAM RECORDS • GAME

HIGHEST OVERALL TOTAL ATTENDANCE

53,406 vs. Indiana on April 1, 2002 (NCAA Championship at Georgia Dome, Atlanta, Ga.)

HIGHEST HOME TOTAL ATTENDANCE

17,950 73 times from 2002-07 (Comcast Center)

MOST POINTS SCORED

138 vs. Morgan State (138-72), 12-23-94
132 vs. North Texas (132-57), 12-23-98
130 vs. East Carolina (130-106), 12-7-77
128 vs. Canisius (128-103), 12-23-78
127 vs. East Carolina (127-84), 11-29-75
127 vs. Brown (127-82), 12-1-72

MOST POINTS SCORED IN A HALF

85 vs. Morgan State, 12-23-94

LARGEST MARGIN OF VICTORY

75 vs. North Texas (132-57), 12-23-98
67 vs. Western Carolina (113-46), 11-14-98
66 vs. Morgan State (138-72), 12-23-94
66 vs. Md.-Eastern Shore (117-51), 2-27-87
64 vs. DePauw (113-49), 12-12-74

LARGEST ACC MARGIN OF VICTORY

40 vs. North Carolina (96-56), 2-22-03
40 vs. South Carolina (99-59), 3-1-58
40 at Clemson (81-41), 12-4-53
39 vs. Clemson (91-52), 2-25-03
33 at Florida State (96-63), 2-27-02
33 vs. North Carolina (112-79), 1-9-02

MOST POINTS SCORED IN A LOSS

111 vs. Duke (111-114), 2-10-90
100 vs. NC State (100-103), 3-9-74

MOST POINTS SCORED BY AN OPPONENT

114 at NC State (91-114), 2-27-91
114 vs. Duke (111-114), 2-10-90
110 vs. NC State (124-110), 12-20-78
109 at North Carolina (109-75), 1-8-05
108 vs. NC State (109-108), 3-1-78
107 at North Carolina (87-107), 2-1-69

FEWEST POINTS SCORED

28 vs. NC State (28-40), 3-5-82
31 vs. South Carolina (31-30), 1-9-71
36 at West Virginia (36-39), 12-15-51
37 at NC State (37-53), 2-14-59
38 vs. NC State (38-52), 2-24-82
40 at Virginia (40-45), 1-12-82
40 at Duke (40-36), 1-9-82
40 vs. Duke (40-49), 2-16-51

LARGEST MARGIN OF DEFEAT

39 vs. Wake Forest (41-80), 2-28-63
36 vs. North Carolina (66-102), 3-12-93
35 vs. UCLA (70-105), 3-18-00
35 vs. Indiana (64-99), 3-14-81
35 vs. North Carolina (70-105), 1-30-71

FEWEST POINTS SCORED BY AN OPPONENT

25 vs. Washington & Lee (51-25), 2-4-54
30 vs. South Carolina (31-30), 1-9-71
31 vs. UMBC (67-31), 12-4-96
31 vs. Duke (64-31), 1-7-59
32 vs. AU-Puerto Rico (82-32), 11-26-98
32 vs. Santa Clara (53-32), 12-22-73
33 vs. Boston College (58-37), 12-30-73
33 vs. Richmond (42-33), 2-21-51
36 vs. UNC Wilmington (74-36), 12-27-97
36 at Duke (40-36), 1-9-82

MOST POINTS SCORED BY BOTH TEAMS

236 vs. East Carolina (130-106), 12-7-77
234 vs. NC State (124-110), 12-20-78
231 vs. Canisius (128-103), 12-23-78
225 vs. Duke (111-114), 2-10-90
217 vs. NC State (109-108), 3-1-78

MOST FIELD GOALS MADE

55 vs. Canisius, 12-23-78
55 vs. Brown, 11-29-72
52 vs. North Texas (132-57), 12-7-77
51 vs. Boston U., 12-8-75
51 vs. Virginia, 3-2-74

FEWEST FIELD GOALS MADE

6 vs. Seton Hall, 12-30-41

MOST FIELD GOAL ATTEMPTS

99 vs. Canisius, 12-23-78
97 vs. East Carolina, 12-7-77
93 vs. Long Island, 1-23-73
93 vs. George Washington, 12-4-71
93 vs. Miami-Ohio, 12-29-70

FEWEST FIELD GOAL ATTEMPTS

18 vs. South Carolina, 1-9-71

HIGHEST FIELD GOAL PERCENTAGE

.833 vs. South Carolina (15-18), 1-9-71
.739 vs. Wake Forest (34-46), 1-28-86
.732 vs. NC State (30-41), 12-20-80
.704 vs. Miami-Ohio (50-71), 12-28-79
.667 vs. Western Carolina (46-69), 11-14-98
.631 vs. UMES (41-65), 2-17-86

MOST FREE THROWS MADE

41 vs. Morgan State, 12-23-94
41 at Georgia Tech, 1-25-06
40 vs. North Carolina, 3-8-58
39 vs. Hampton, 11-7-06
35 vs. NC State, 12-30-01
35 vs. Lafayette, 12-23-96
35 vs. Oklahoma, 1-12-93
35 vs. North Carolina, 1-10-90

MOST FREE THROWS ATTEMPTED

67 vs. Morgan State, 12-23-94
57 vs. North Carolina, 1-3-53
55 vs. Hofstra, 11-29-03
54 vs. Hampton, 11-7-06
52 vs. Oklahoma, 1-12-93
50 vs. Lafayette, 12-23-97
49 vs. NC State, 12-30-01

FEWEST FREE THROWS ATTEMPTED

0 several times (last vs. Georgia Tech, 2-6-93)

HIGHEST FREE THROW PERCENTAGE

1.000 vs. Holy Cross (19-19), 1-21-85
.966 vs. Duke (28-29), 2-7-76
.962 vs. Virginia (25-26), 1-31-02
.950 vs. Duke (19-20), 2-2-80
.938 vs. North Carolina (15-16), 2-7-95
.935 vs. Duke (29-31), 1-18-03
.932 vs. North Carolina (28-31), 1-27-73

LOWEST FREE THROW PERCENTAGE

.000 vs. Wake Forest (0-1), 2-28-73

MOST 3-POINT FIELD GOALS MADE

17 vs. Missouri-Kansas City, 12-13-06
13 vs. North Carolina, 1-9-02
13 vs. William & Mary, 12-27-01
12 vs. Mount St. Mary's, 12-28-06
12 vs. Florida A&M, 11-12-06
12 at Temple, 1-28-06
12 vs. Clemson (2-25-03)
12 vs. George Washington (12-8-02)
12 vs. The Citadel (11-27-02)

MOST 3-POINT FIELD GOALS ATTEMPTED

31 vs. Clemson, 1-22-00

MOST REBOUNDS

74 vs. Penn State, 12-2-64
68 vs. Chicago State, 12-2-96
67 vs. East Carolina, 12-7-77
65 vs. Bucknell, 12-22-76
64 vs. North Texas, 12-23-98

MOST ASSISTS

37 vs. Chicago State, 12-27-00
37 vs. North Texas, 12-23-98
36 vs. Brown, 11-29-72
35 vs. Brown, 12-1-71
34 vs. Morgan State, 12-23-94

MOST BLOCKED SHOTS

17 vs. UMES, 2-27-87
17 vs. Georgia Tech, 12-10-75
16 vs. UMES, 12-1-88
15 vs. Mount St. Mary's, 12-28-06
15 vs. Oral Roberts, 3-16-05
15 vs. Norfolk State, 1-3-02
14 vs. Tulane, 11-19-99
14 vs. North Carolina, 2-13-99
14 vs. South Carolina, 11-14-97
14 vs. James Madison, 1-28-87

MOST STEALS

24 vs. Duquesne, 11-30-02
24 vs. Pittsburgh, 11-28-98
22 vs. UCLA, 11-26-98
22 vs. UNC Asheville, 12-22-97
21 at AU-Puerto Rico, 11-26-98
20 vs. South Carolina State, 12-27-98

MOST PERSONAL FOULS

44 vs. William & Mary, 2-16-52

FEWEST PERSONAL FOULS


7 vs. Buffalo, 1-25-72

MOST OVERTIME PERIODS

3 vs. Clemson on Feb. 18, 1984 (W, 66-65)
3 vs. Rhode Island on March 7, 1979 (W, 67-65)
3 vs. NC State on March 1, 1978 (W, 109-108)
3 vs. NC State on Feb. 15, 1958 (L, 69-64)
3 vs. Memphis State on Dec. 30, 1957 (L, 47-66)



Johnny Rhodes



Terrell Stokes



Derrick Lewis

2002 NCAA CHAMPIONS
2004 ACC CHAMPIONS

LARGEST MARGINS

LARGEST MARGIN OF VICTORY

Rk.	Marg.	Opponent	Score
1.	+75	North Texas (12-23-98)	132-57
2.	+67	Western Carolina (11-14-98)	113-46
3.	+66	Morgan State (12-23-94)	138-72
	+66	Md.-Eastern Shore (2-27-87)	117-51
5.	+64	DePauw (12-12-74)	113-49
6.	+63	Delaware State (1-17-96)	118-55
7.	+62	Chicago State (12-27-00)	117-55
8.	+60	Colgate (12-8-94)	113-53
9.	+59	Fairleigh Dickinson (11-22-99)	104-45
10.	+58	UNC-Asheville (12-22-97)	110-52
11.	+57	DePauw (12-3-75)	99-42
12.	+55	Md.-Eastern Shore (11-26-91)	115-60
13.	+53	Towson State (2-21-85)	91-38
	+52	Md.-Eastern Shore (12-30-00)	105-53
15.	+52	Coastal Carolina (1-2-00)	100-48
	+52	Md.-Baltimore County (2-22-90)	113-61
17.	+51	Cornell (11-27-93)	92-41
	+51	Missouri-Kansas City (12-13-06)	101-50
19.	+50	Hampton (1-8-03)	108-58
	+50	Duquesne (11-30-03)	89-39

	+50	at AU Puerto Rico (11-26-98)	82-32
	+50	Chicago State (12-2-96)	94-44
	+50	Md.-Eastern Shore (2-25-88)	101-51
24.	+49	Md.-Eastern Shore (1-06-04)	87-38
	+49	Eastern Kentucky (12-5-73)	106-57
26.	+48	The Citadel (11-27-03)	97-49
	+48	Stony Brook (12-6-00)	107-59
28.	+47	Florida International (11-25-97)	117-70
	+47	Towson State (12-12-94)	120-73
30.	+46	Appalachian State (1-2-75)	96-50
31.	+45	Brown (11-29-72)	127-82
32.	+44	Liberty (12-18-04)	112-68
	+44	Norfolk State (12-23-00)	123-79
	+44	Md.-Eastern Shore (12-1-88)	97-53
34.	+43	Johns Hopkins (11-26-83)	108-65
	+43	East Carolina (11-29-75)	127-84
36.	+41	UMBC (12-23-02)	101-60
	+41	Lafayette (12-23-96)	108-67
38.	+40	North Carolina (2-22-03)	96-56
	+40	Howard (1-2-93)	109-69
	+40	Morgan State (12-26-92)	103-63
	+40	Boston University (12-8-75)	122-82
	+40	South Carolina (3-1-58)	99-59
	+40	at Clemson (12-4-53)	81-41

LARGEST MARGIN OF DEFEAT

Rk.	Marg.	Opponent	Score
1.	-63	at Army (3-1-44)	22-85
2.	-53	at Bainbridge Navy (1-24-44)	25-78
3.	-44	at Seton Hall (12-30-41)	15-59
4.	-39	vs. Wake Forest (2-28-63)	41-80
5.	-38	at West Virginia (12-14-46)	43-81
	-38	at Navy (1-28-33)	21-59
7.	-37	at Cincinnati (2-2-49)	33-70
	-37	vs. South Carolina (2-24-33)	28-65
9.	-36	vs. North Carolina (3-12-93)	66-102
10.	-35	vs. UCLA (3-18-00)	70-105
	-35	vs. Indiana (3-14-81)	64-99
	-35	at North Carolina (1-30-71)	70-105

OVERTIME GAMES

All-Time In OT: 44-47	By Site
By Decades	Home: 22-17
1950s: 6-11	Cole Field House: 17-16
1960s: 7-10	Comcast Center: 4-0
1970s: 10-6	Away: 18-17
1980s: 10-5	Neutral Sites: 7-14
1990s: 6-8	By Tournament
2000s: 7-8	ACC Tournament: 5-6
	NCAA Tournament: 1-0

Overtime games are incomplete prior to 1953.

Date	OT	Opponent	Result
Jan. 21, 2007		at Virginia Tech	L 64-67
Feb. 18, 2006		Georgia Tech	W 87-84
Feb. 19, 2005	2OT	at Virginia	W 92-89
Feb. 12, 2005		Duke	W 99-92
Feb. 5, 2005		at Miami	L 73-75
Dec. 19, 2004		Florida State	W 90-88
March 14, 2004		vs. Duke ¹⁰	W 95-87
Dec. 12, 2003		at Florida	W 69-68
Dec. 7, 2003		vs. West Virginia ¹⁷	L 77-78
Dec. 2, 2003		Wisconsin ¹⁶	W 73-67
March 9, 2003		at Virginia	L 78-80
Dec. 3, 2002		vs. Indiana ¹⁶	L 74-80
Jan. 27, 2001		Duke	L 96-98
Nov. 29, 2000		vs. Wisconsin ¹⁵	L 75-78
March 4, 2000		at Virginia	L 87-89
Dec. 7, 1999		Winthrop	W 76-65
Jan. 24, 1999		at Clemson	W 81-79
March 7, 1998		vs. North Carolina ⁵	L 73-83
Jan. 14, 1998		North Carolina	W 89-83
Dec. 4, 1997		at Clemson	L 65-78
Nov. 14, 1997		vs. South Carolina ¹⁴	L 72-76
Dec. 30, 1996		vs. Georgia ¹¹	L 65-73
Jan. 20, 1996		NC State	W 77-74
Jan. 6, 1996		North Carolina	L 86-88
March 11, 1995		vs. North Carolina ⁵	L 92-97
Nov. 26, 1993		at Georgetown ¹³	W 84-83
Jan. 18, 1992		Florida State	L 83-91
March 2, 1991		at Virginia	W 78-74
Feb. 10, 1990		Duke	L 111-114
Jan. 17, 1989		Virginia	L 58-64

Date	OT	Opponent	Result
Feb. 20, 1986		at North Carolina	W 77-72
March 15, 1985		vs. Miami-OH ¹²	W 69-68
Jan. 14, 1985		Duke	W 78-76
Dec. 25, 1984		vs. Iowa ¹¹	W 78-68
Feb. 18, 1984	3OT	at Clemson	W 66-65
Feb. 8, 1984	2OT	at Wake Forest ¹⁰	L 87-90
Feb. 4, 1984	2OT	at Georgia Tech	L 70-71
March 11, 1983		vs. Georgia Tech ⁹	L 58-64
Dec. 23, 1982	2OT	UCLA	W 80-79
Feb. 27, 1982		Virginia	W 47-46
Jan. 12, 1982		at Virginia	L 40-45
Jan. 27, 1981		at Pittsburgh	W 69-66
Jan. 17, 1981		Clemson	W 68-62
Feb. 28, 1980		vs. Georgia Tech ⁵	W 51-49
March 7, 1979	3OT	Rhode Island ⁶	W 67-65
Jan. 10, 1979	2OT	at NC State	W 82-81
Dec. 29, 1978		St. Joseph's ⁷	W 62-56
March 1, 1978	3OT	vs. NC State ⁵	W 109-108
Feb. 16, 1978		at Pittsburgh	L 86-89
Feb. 5, 1977		at Duke	W 65-64
Jan. 8, 1977		Wake Forest	L 85-86
Nov. 27, 1976		Notre Dame	L 79-80
March 4, 1976		vs. Duke ⁶	W 80-78
Jan. 25, 1976		at North Carolina	L 93-95
March 9, 1974		vs. NC State ⁵	L 100-103
March 1, 1972		Wake Forest	W 64-56
Feb. 16, 1972		North Carolina	W 79-77
March 6, 1971		Virginia	W 89-84
Feb. 23, 1971		at Clemson	L 45-51
Jan. 9, 1971		South Carolina	W 31-30
Jan. 15, 1968	2OT	at Clemson	L 93-94
Dec. 22, 1967		vs. Southern Illinois ⁴	L 72-73
Jan. 14, 1967		Duke	L 69-72
Jan. 11, 1967		at West Virginia	W 82-81
Feb. 7, 1966		at Wake Forest	W 86-78
Jan. 15, 1966		at NC State	L 58-60
Jan. 14, 1965		at Wake Forest	W 93-85
Jan. 8, 1965	2OT	Clemson	W 67-65
Dec. 19, 1964		Kansas	L 61-63
Dec. 12, 1964		West Virginia	L 73-80
Jan. 6, 1964		South Carolina	L 69-73
Dec. 11, 1962		NC State	L 74-76

Date	OT	Opponent	Result
Dec. 12, 1961		NC State	L 68-73
Dec. 6, 1961	2OT	Georgetown	L 78-79
Feb. 25, 1961		Clemson	W 82-80
Feb. 26, 1960	2OT	Clemson	W 66-59
Feb. 20, 1960		George Washington	W 86-84
Feb. 10, 1959		George Washington	L 65-66
Dec. 15, 1958		at Kentucky	L 56-58
March 7, 1958		vs. Duke ²	W 71-65
Feb. 15, 1958	3OT	at NC State	L 64-69
Dec. 30, 1957	3OT	vs. Memphis State ³	L 46-47
Feb. 5, 1957	2OT	North Carolina	L 61-65
Jan. 21, 1956		at Georgetown	W 62-57
March 3, 1955		vs. Virginia ²	L 67-68
Feb. 25, 1955	2OT	at Georgetown	W 57-49
Dec. 10, 1954		Wake Forest	L 58-62
March 5, 1954		vs. Wake Forest ²	L 56-64
Feb. 13, 1954		at Navy	W 61-60
Jan. 9, 1954		at Georgetown	L 56-58
March 6, 1953		vs. Wake Forest ¹	L 59-61
Feb. 3, 1953	2OT	at G. Washington	L 62-63
Jan. 8, 1953		at Richmond	W 63-60
Feb. 19, 1951		Clemson	W 54-50
Feb. 20, 1932		at Duke	W 20-18
Feb. 1927		Virginia	W 29-28

1-So. Conf. Tournament at Raleigh, N.C. (Reynolds Coliseum); 2-ACC Tournament at Raleigh, N.C. (Reynolds Coliseum); 3-Sugar Bowl Tournament at New Orleans, La. (Loyola Field House); 4-Sun Carnival Tournament at El Paso, Texas (Memorial Gymnasium); 5-ACC Tournament at Greensboro, N.C. (Greensboro Coliseum); 6-ACC Tournament at Landover, Md. (Capital Centre); 7-Maryland Invitational at College Park, Md. (Cole Field House); 8-National Invitation Tournament at College Park, Md. (Cole Field House); 9-ACC Tournament at Atlanta, Ga. (Omni); 10-at Greensboro, N.C. (Greensboro Coliseum); 11-Rainbow Classic at Honolulu, Hawaii (Blaisdell Center); 12-NCAA Tournament at Dayton, Ohio (Dayton Arena); 13-at Landover, Md. (Capital Centre); 14-Black Coaches Assoc. Classic at Minneapolis, Minn. (Target Center); 15-ACC/Big Ten Challenge at Milwaukee, Wisc. (Bradley Center); 16-ACC/Big Ten Challenge at Indianapolis, Ind. (Conseco Fieldhouse); 17-BB&T Classic (MCI Center); 18-ACC/Big Ten Challenge at College Park, Md. (Comcast Center)

100-POINT GAMES

MARYLAND'S 100-POINT GAMES

Total 100 Point Games: 102

Most in a Season: 8 (1974-75; 1973-74)

Most Consecutive 100-Point Games: 4 (2000-01)

2006-07 (2)

102-75 Hampton, 11-7-06
101-50 Missouri-Kansas City, 12-13-06

2005-06 (1)

111-85 Fairleigh Dickenson, 11-18-05

2004-05 (1)

112-68 Liberty, 12-28-04

2002-03 (2)

108-58 Hampton, 1-8-03
101-60 UMBC, 12-23-02

2001-02 (3)

112-92 Virginia, 3-3-02
112-79 North Carolina, 1-9-02
103-75 William & Mary, 12-27-01

2000-01 (6)

102-67 Virginia, 3-3-01
104-92 at Clemson, 1-2-01
105-53 UMES, 12-30-00
117-55 Chicago State, 12-27-00
123-79 Norfolk State, 12-23-00
107-59 Stony Brook, 12-6-00

1999-00 (2)

100-48 Coastal Carolina, 1-2-00
104-45 Fairleigh Dickinson, 11-22-99

1998-99 (4)

107-87 Florida State, 1-27-99
104-70 So. Carolina State, 12-27-98
132-57 North Texas, 12-23-98
113-46 Western Carolina, 11-14-98

1997-98 (4)

110-52 UNC Asheville, 12-22-97
104-66 UMBC, 12-13-97
117-70 Fla. International, 11-25-97
102-74 Mt. St. Mary's, 11-22-97

1996-97 (2)

103-73 vs. Pennsylvania, 1-21-97
108-67 Lafayette, 12-23-96

1995-96 (3)

118-55 Delaware State, 1-17-96
104-66 Md.-Eastern Shore, 12-28-95
104-79 American, 12-23-95

1994-95 (5)

138-72 Morgan State, 12-23-94
120-73 Towson, 12-12-94
113-53 Colgate, 12-8-94
102-77 UMBC, 12-5-94
102-64 Bucknell, 12-3-94

1993-94 (2)

102-70 NC State, 1-22-94
109-71 vs. Towson, 12-23-93

1992-93 (3)

109-69 Howard, 1-2-93
103-63 Morgan State, 12-26-92
103-80 UMBC, 12-1-92

1991-92 (2)

101-91 West Virginia, 12-7-91
115-60 UMES 11-26-91

1990-91 (1)

104-100 NC State, 1-26-91

1989-90 (5)

113-61 UMBC, 2-22-90
111-114 Duke (OT), 2-10-90
110-91 Alcorn State, 12-30-89
104-86 vs. George Mason, 12-22-89
105-74 Augusta College, 11-27-89

1987-88 (1)

101-51 Md.-Eastern Shore, 2-25-88

1986-87 (1)

117-51 Md.-Eastern Shore, 2-27-87

1983-84 (3)

102-77 vs. West Virginia, 3-17-84
104-69 Md.-Eastern Shore, 12-14-83
108-65 Johns Hopkins, 11-26-83

1982-83 (2)

101-90 at Duke, 2-21-83
106-94 North Carolina, 2-16-83

1980-81 (2)

114-89 Marshall, 12-29-80
109-83 Fairleigh Dickinson, 12-10-80

1979-80 (3)

101-82 Duke, 2-2-80
115-76 Miami-OH, 12-28-79
113-79 Catholic, 12-10-79

1978-79 (3)

128-103 Canisius, 12-23-78
124-110 NC State, 12-20-78
107-97 Bucknell, 11-24-78

1977-78 (2)

109-108 vs. NC State (3OT), 3-1-78
130-106 East Carolina, 12-7-77

1976-77 (1)

106-72 Bucknell, 12-22-76

1975-76 (7)

105-91 Wake Forest, 2-25-76
102-91 Duke, 2-7-76
102-84 NC State, 1-28-76
111-88 Long Island, 1-3-76

104-69 Seton Hall, 12-29-75
122-82 Boston U., 12-8-75
127-84 East Carolina, 11-29-75

1974-75 (8)

104-87 E. Tennessee, 3-1-75
103-82 at Duquesne, 2-23-75
104-80 at Duke, 2-8-75
103-85 NC State, 1-16-75
105-67 Georgia Tech, 12-27-74
113-49 DePauw, 12-12-74
104-71 vs. Georgetown, 12-10-74
106-81 Richmond, 11-18-74

1973-74 (8)

100-103 vs. NC State (OT), 3-9-74
105-85 vs. North Carolina, 3-8-74
110-75 Virginia, 3-2-74
104-83 Duke, 2-2-74
112-73 Fordham, 1-17-84
102-75 Holy Cross, 12-29-73
115-83 Georgetown, 12-11-73
106-57 Eastern Kentucky, 12-5-73

1972-73 (4)

100-73 Long Island, 1-23-73
105-76 Wake Forest, 1-22-73
107-80 at Canisius, 12-9-72
127-82 Brown, 11-29-72

1971-72 (5)

100-69 Niagara, 3-25-72
103-67 Western Kentucky, 12-29-71
102-79 at Holy Cross, 12-22-71
117-96 at G. Washington, 12-4-71
100-83 at Brown, 12-1-71

1970-71 (2)

111-77 Miami, 12-29-70
109-70 Buffalo, 12-5-70

1969-70 (1)

103-85 Clemson, 2-23-70

1965-66 (2)

107-92 West Virginia, 2-12-66
107-81 at G. Washington, 1-27-66

1959-60 (1)

103-80 Yale, 1-4-60

OPPONENTS' 100-POINT GAMES

Total 100-Point Games: 34

Most in a Season: 5 (1990-91)

Most Consecutive 100-Point Games: 2 (1992-93; 1978-79; 1977-78; 1969-70)

2006-07 (1)

91-103 at Virginia, 1-16-07

2004-05 (2)

92-101 vs. George Washington, 12-4-04
75-109 at North Carolina, 1-8-05

1999-00 (1)

70-105 vs. UCLA, 3-18-00

1998-99 (1)

91-103 at Kentucky, 12-12-98

1997-98 (1)

72-104 vs. Duke, 1-3-98

1995-96 (1)

78-100 at Florida State, 2-10-96

1994-95 (2)

91-100 at Georgia Tech, 2-4-95
90-100 at North Carolina, 1-7-95

1992-93 (3)

66-102 vs. North Carolina, 3-13-93
85-105 at Florida State, 1-13-93
73-101 at North Carolina, 1-9-93

1990-91 (5)

91-114 at NC State, 2-27-91
81-101 at Duke, 2-9-91
104-100 NC State, 1-26-91
73-105 at North Carolina, 1-9-91
85-100 vs. Boston College, 12-3-90

1989-90 (2)

84-104 vs. Duke, 3-9-90
111-114 Duke (OT), 2-10-90

1987-88 (1)

82-104 at Georgia Tech, 2-17-88

1978-79 (3)

79-102 vs. North Carolina, 3-2-79
128-103 Canisius, 12-23-78
124-110 NC State, 12-20-78

1977-78 (3)

109-108 vs. NC State (3OT), 3-1-78
90-101 at G. Washington, 12-10-77
130-106 East Carolina, 12-7-77

1973-74 (1)

100-103 vs. NC State (OT), 3-9-74

1972-73 (1)

89-103 vs. Providence, 3-17-73

1970-71 (2)

76-100 North Carolina, 2-17-71
70-105 at North Carolina, 1-30-71

1969-70 (2)

68-101 South Carolina, 12-15-69
87-104 Wake Forest, 12-13-69

1968-69 (1)

87-107 at North Carolina, 2-1-69

1963-64 (1)

72-104 Duke, 2-8-64

2002 NCAA CHAMPIONS

2004 ACC CHAMPIONS

MD YEAR-BY-YEAR STATS

YEAR	GP	--TOTAL--		--3PT--		FTM-FTA	.PCT	AST	BLK	STL	PF-DQ	OFF	DEF	TOTAL	TOTAL
		FGM-FGA	.PCT	FGM-FGA	.PCT							REBS	REBS	REBS-AVG	PTS-AVG
1950-51	27	481-1210	.398	—	—	450-663	.679	—	—	—	—	—	—	—	1412-52.3
1951-52	stats not available														1245-59.0
1952-53	23	487-1285	.379	—	—	432-698	.617	—	—	—	—	—	—	—	1406-61.1
1953-54	30	712-1661	.429	—	—	532-787	.648	—	—	—	—	—	—	—	1959-65.3
1954-55	24	563-1417	.398	—	—	447-682	.657	—	—	—	—	—	—	1178-49.0	1573-65.5
1955-56	24	550-1382	.398	—	—	500-744	.672	—	—	—	—	—	—	1158-48.3	1600-66.7
1956-57	26	597-1414	.422	—	—	486-679	.716	—	—	—	—	—	—	911-35.0	1680-64.6
1957-58	29	706-1698	.416	—	—	590-858	.688	—	—	—	—	—	—	1175-40.5	2004-69.1
1958-59	23	502-1262	.398	—	—	361-545	.655	—	—	—	—	—	—	889-38.7	1365-59.3
1959-60	23	548-1310	.418	—	—	399-534	.747	—	—	—	—	—	—	864-37.6	1495-65.0
1960-61	26	628-1482	.424	—	—	491-659	.745	—	—	—	—	—	—	1143-44.0	1747-67.2
1961-62	25	637-1476	.432	—	—	474-644	.736	—	—	—	—	—	—	1082-43.3	1748-69.9
1962-63	21	506-1272	.398	—	—	337-496	.679	—	—	—	332-na	—	—	888-42.3	1349-64.2
1963-64	26	714-1634	.437	—	—	397-572	.694	—	—	—	512-16	—	—	1058-40.7	1825-70.2
1964-65	26	726-1596	.455	—	—	457-634	.720	—	—	—	435-15	—	—	1162-44.7	1909-73.4
1965-66	25	705-1535	.459	—	—	381-560	.680	—	—	—	449-18	—	—	1107-44.3	1791-71.6
1966-67	25	637-1448	.439	—	—	350-479	.730	—	—	—	378-5	—	—	884-35.3	1624-64.9
1967-68	24	653-1678	.389	—	—	346-519	.667	—	—	—	457-21	—	—	1058-44.1	1652-68.8
1968-69	26	782-1842	.425	—	—	485-657	.738	—	—	—	487-15	—	—	1068-41.1	2049-78.8
1969-70	26	781-1709	.457	—	—	417-586	.712	337	—	—	458-17	—	—	1174-45.1	1979-76.1
1970-71	26	735-1650	.448	—	—	480-715	.671	302	—	—	442-13	—	—	1106-42.5	1950-75.0
1971-72	32	929-1877	.495	—	—	586-786	.746	443	—	—	490-10	—	—	1154-44.4	2444-76.4
1972-73	30	1089-2094	.520	—	—	435-606	.718	557	—	—	547-17	—	—	1361-45.4	2613-87.1
1973-74	28	1012-1983	.510	—	—	376-504	.746	450	—	—	492-10	—	—	1368-48.9	2400-85.7
1974-75	29	1049-1918	.547	—	—	509-672	.757	413	—	—	535-18	—	—	1261-43.5	2607-89.9
1975-76	28	996-1854	.537	—	—	477-629	.758	397	—	—	562-20	—	—	1126-43.5	2469-88.2
1976-77	27	850-1645	.516	—	—	415-566	.733	310	155	163	500-20	—	—	1059-40.2	2115-78.3
1977-78	28	935-1829	.509	—	—	433-599	.722	336	142	148	577-20	—	—	1188-38.8	2303-82.1
1978-79	27	954-1897	.503	—	—	430-600	.717	415	126	195	589-18	—	—	1154-42.4	2338-77.9
1979-80	30	985-1789	.551	—	—	511-706	.724	558	114	233	569-12	—	—	1089-38.5	2481-80.0
1980-81	31	943-1774	.532	—	—	467-649	.720	503	93	201	596-17	—	—	1095-35.1	2353-75.9
1981-82	29	651-1359	.479	—	—	476-634	.751	307	78	126	530-15	—	—	876-35.3	1778-61.3
1982-83	30	820-1672	.490	—	—	496-724	.685	375	88	105	619-25	—	—	1098-30.2	2222-74.1
1983-84	32	941-1745	.539	—	—	509-702	.725	548	100	148	578-15	—	—	1078-36.6	2391-74.7
1984-85	37	1038-2065	.503	—	—	526-708	.743	575	181	206	639-14	—	—	1184-33.7	2602-70.3
1985-86	33	911-1786	.510	—	—	500-686	.729	465	135	159	549-9	—	—	1030-32.0	2322-70.4
1986-87	26	674-1344	.501	122-290	.461	395-553	.714	423	143	130	474-15	200	524	769-31.2	1865-71.7
1987-88	31	874-1633	.504	195-451	.430	407-606	.672	536	140	177	537-12	303	583	957-29.6	2350-75.8
1988-89	29	760-1651	.460	88-311	.283	398-587	.672	427	125	159	529-15	309	615	1002-30.9	2006-69.2
1989-90	33	1002-2073	.483	110-278	.396	633-893	.709	583	162	217	704-20	438	802	1351-34.6	2747-83.2
1990-91	28	814-1795	.454	90-309	.291	527-772	.683	455	185	227	550-19	373	625	1098-39.2	2245-80.2
1991-92	29	848-1880	.451	128-294	.325	526-751	.700	495	107	242	611-32	403	611	1092-37.7	2350-81.0
1992-93	28	813-1907	.443	106-339	.313	439-653	.672	521	99	258	577-18	375	665	1116-39.9	2235-79.8
1993-94	30	868-1901	.457	141-401	.352	522-766	.682	502	176	303	624-26	411	711	1193-39.8	2399-80.0
1994-95	34	1035-2080	.498	179-508	.352	697-987	.706	641	168	302	632-15	476	804	1367-40.2	2946-86.7
1995-96	30	860-1917	.449	185-544	.340	535-783	.683	529	88	329	652-15	405	664	1158-38.6	2440-81.3
1996-97	32	836-1800	.465	118-378	.312	616-904	.681	518	112	274	600-18	346	793	1226-38.3	2406-75.2
1997-98	32	908-1969	.461	166-476	.349	538-794	.678	602	158	275	637-28	369	793	1271-39.7	2520-78.8
1998-99	34	1044-2108	.495	184-504	.365	601-857	.701	674	202	431	672-7	417	835	1343-39.5	2873-84.5
1999-00	35	1001-2151	.465	195-553	.353	486-710	.685	667	235	355	637-13	418	820	1354-38.7	2683-76.7
2000-01	36	1120-2313	.484	205-540	.380	622-894	.696	692	213	322	713-10	543	935	1478-41.1	3067-85.2
2001-02	36	1083-2248	.482	217-580	.374	677-933	.726	714	216	302	640-8	473	1006	1479-41.1	3060-85.0
2002-03	31	901-1940	.464	204-523	.390	466-654	.713	573	198	322	588-6	409	832	1241-40.0	2472-79.7
2003-04	32	891-2021	.441	165-490	.337	530-840	.631	451	215	274	631-21	501	821	1322-41.3	2477-77.4
2004-05	32	920-2094	.439	180-542	.332	600-826	.726	499	200	267	610-17	479	906	1385-43.3	2620-81.9
2005-06	32	875-1952	.448	155-415	.373	600-821	.731	512	191	258	623-15	458	814	1272-39.8	2505-78.3
2006-07	34	971-2032	.478	196-509	.385	547-787	.695	587	233	253	612-12	437	888	1325-39.0	2685-79.0

OPPONENT YEAR-BY-YEAR STATS

YEAR	--TOTAL--			--3PT--			FTM-FTA		AST	BLK	STL	PF-DQ	OFF	DEF	TOTAL	TOTAL
	GP	FGM-FGA	.PCT	FGM-FGA	.PCT		.PCT	REBS					REBS	REBS-AVG	PTS-AVG	
1950-51	27	510-na	—	—	—	400-663	.603	—	—	—	—	—	—	—	—	1420-52.6
1951-52	stats not available															1116-46.5
1952-53	23	369-na	—	—	—	515-788	.654	—	—	—	—	—	—	—	—	1256-54.3
1953-54	30	539-na	—	—	—	594-888	.668	—	—	—	—	—	—	—	—	1672-55.7
1954-55	stats not available															1486-61.9
1955-56	24	509-1470	.346	—	—	537-733	.732	—	—	—	—	—	—	—	977-40.7	1555-64.8
1956-57	26	553-1414	.391	—	—	484-729	.661	—	—	—	—	—	—	—	940-36.2	1590-61.5
1957-58	29	583-1687	.352	—	—	497-735	.676	—	—	—	—	—	—	—	1031-35.6	1671-57.6
1958-59	23	444-1201	.369	—	—	408-584	.697	—	—	—	—	—	—	—	814-35.4	1296-57.6
1959-60	23	529-1331	.397	—	—	343-490	.700	—	—	—	—	—	—	—	795-34.6	1407-56.3
1960-61	26	642-1676	.384	—	—	473-679	.697	—	—	—	—	—	—	—	1119-43.0	1757-61.2
1961-62	25	700-1669	.419	—	—	405-679	.649	—	—	—	489-	—	—	—	1115-44.6	1805-67.6
1962-63	21	614-1336	.460	—	—	276-624	.697	—	—	—	336-	—	—	—	879-41.9	1504-71.6
1963-64	26	736-1618	.455	—	—	509-396	.692	—	—	—	462-14	—	—	—	1145-44.0	1964-75.5
1964-65	26	686-1655	.415	—	—	417-735	.714	—	—	—	490-23	—	—	—	1021-30.3	1789-68.8
1965-66	25	649-1603	.405	—	—	415-584	.706	—	—	—	454-11	—	—	—	1029-41.2	1711-68.4
1966-67	25	644-1380	.467	—	—	340-588	.714	—	—	—	393-7	—	—	—	928-37.1	1628-65.1
1967-68	24	670-1533	.437	—	—	434-476	.701	—	—	—	419-12	—	—	—	1188-49.0	1744-73.9
1968-69	26	858-1846	.465	—	—	472-619	.725	—	—	—	488-18	—	—	—	1225-47.1	2188-84.1
1969-70	26	762-1695	.449	—	—	421-651	.680	—	—	—	472-13	—	—	—	1082-41.6	1945-74.7
1970-71	26	743-1625	.457	—	—	422-619	.703	308	—	—	544-24	—	—	—	1056-40.6	1908-73.4
1971-72	32	843-1933	.436	—	—	417-600	.687	302	—	—	607-30	—	—	—	1040-32.5	2107-65.8
1972-73	30	947-2023	.449	—	—	332-607	.686	363	—	—	598-23	—	—	—	1043-34.8	2226-74.2
1973-74	28	798-1993	.400	—	—	335-484	.705	278	—	—	513-11	—	—	—	1066-38.1	1931-69.0
1974-75	29	916-2075	.441	—	—	331-475	.694	355	—	—	634-28	—	—	—	999-34.5	2163-74.6
1975-76	28	867-1954	.444	—	—	346-477	.725	307	—	—	575-25	—	—	—	1024-36.6	2080-74.3
1976-77	27	804-1845	.436	—	—	393-489	.722	299	58	202	529-21	—	—	—	978-36.2	2001-74.1
1977-78	28	906-2001	.453	—	—	415-612	.678	363	60	227	563-14	—	—	—	1057-37.7	2227-79.5
1978-79	30	912-1923	.474	—	—	416-601	.692	402	99	240	576-17	—	—	—	1036-34.5	2240-74.7
1979-80	31	926-1952	.474	—	—	374-534	.700	476	83	231	662-31	—	—	—	1000-32.3	2226-71.8
1980-81	31	879-1860	.473	—	—	406-582	.698	454	76	254	613-27	—	—	—	954-30.8	2164-69.8
1981-82	31	666-1424	.468	—	—	372-548	.679	326	80	150	581-30	—	—	—	802-27.7	1704-58.8
1982-83	29	808-1783	.453	—	—	425-634	.670	385	78	144	655-22	—	—	—	1022-34.1	2141-71.4
1983-84	30	889-1922	.462	—	—	373-537	.694	465	66	170	644-32	—	—	—	996-31.1	2151-67.2
1984-85	32	981-2136	.459	—	—	440-637	.691	510	84	192	681-26	—	—	—	1222-33.0	2404-65.0
1985-86	33	873-1820	.480	—	—	420-575	.730	457	78	187	639-16	—	—	—	1017-30.0	2166-65.6
1986-87	26	728-1521	.479	113-245	.561	336-491	.684	425	61	193	497-12	298	520	871-33.5	1905-73.3	
1987-88	31	840-1744	.482	126-318	.396	421-589	.715	488	60	203	567-	347	599	1010-32.6	2227-71.8	
1988-89	29	798-1722	.463	125-339	.369	431-615	.701	475	72	171	531-13	330	604	1024-34.6	2152-74.2	
1989-90	33	911-2122	.429	175-490	.357	566-811	.698	535	103	238	692-25	466	676	1244-37.7	2563-77.7	
1990-91	28	817-1827	.447	161-465	.346	427-631	.677	475	128	179	595-18	384	645	1114-39.8	2222-79.4	
1991-92	29	829-1763	.470	164-440	.373	467-729	.641	460	152	165	612-18	378	656	1130-39.0	2289-78.9	
1992-93	28	813-1812	.449	163-446	.313	437-661	.661	521	170	203	544-17	408	694	1186-42.4	2226-79.5	
1993-94	30	798-1846	.432	168-526	.319	433-640	.640	448	145	213	632-17	367	687	1148-38.3	2197-73.2	
1994-95	34	923-2098	.440	241-685	.352	427-651	.656	511	573	220	727-34	398	647	1142-33.6	2514-73.9	
1995-96	30	780-1730	.451	195-537	.363	533-731	.729	429	155	195	594-21	321	693	1114-37.1	2288-76.3	
1996-97	32	752-1857	.405	195-601	.325	437-654	.668	425	122	229	669-29	335	666	1092-34.1	2136-66.8	
1997-98	32	799-1957	.408	220-667	.330	488-740	.660	421	113	233	638-33	398	721	1209-37.8	2306-72.1	
1998-99	34	772-1991	.388	213-703	.303	502-763	.658	447	104	279	706-26	410	690	1209-35.6	2259-66.4	
1999-00	35	844-2098	.402	218-659	.331	480-705	.681	491	140	295	650-14	494	802	1296-37.0	2386-68.2	
2000-01	36	888-2196	.404	242-705	.343	587-829	.708	444	144	262	738-10	507	792	1299-36.1	2605-72.4	
2001-02	36	920-2304	.399	227-717	.317	485-712	.681	489	128	256	741-15	508	839	1347-37.4	2552-70.9	
2002-03	31	704-1864	.378	208-646	.322	453-647	.700	399	135	217	591-0	430	726	1156-37.3	2069-66.7	
2003-04	32	774-1910	.405	228-623	.366	532-739	.720	409	141	247	696-26	420	813	1233-38.5	2308-72.1	
2004-05	32	854-2096	.407	239-695	.344	485-726	.668	447	163	267	663-21	467	811	1278-39.9	2432-76.0	
2005-06	32	808-1938	.417	244-665	.367	492-717	.686	461	149	275	650-19	420	738	1158-36.2	2352-73.5	
2006-07	34	823-2117	.389	205-679	.302	444-640	.694	396	131	275	684-13	501	755	1256-36.9	2295-67.5	

COMCAST CENTER RECORDS

INDIVIDUAL RECORDS, GAME

MOST POINTS

Maryland	Nik Caner-Medley vs. Temple, 1/15/2005	35
Opponent	Justin Gray, Wake Forest, 1/15/2006	38

MOST FIELD GOALS

Maryland	Nik Caner-Medley vs. Temple, 1/15/2005	14
Opponent	Larry Blair, Liberty, 12/28/2004	13

MOST FIELD GOALS ATTEMPTED

Maryland	Nik Caner-Medley vs. Temple, 1/15/2005	21
Opponent	Ken Tutt, Oral Roberts, 3/16/2005	27

HIGHEST FIELD GOAL PERCENTAGE

Maryland	Ryan Randle vs. Wagner, 1/4/2003	1.000 (10-for-10)
Opponent	Craig Smith, Boston College, 12/11/2006	.733 (11-for-15)

MOST 3-POINT FIELD GOALS

Maryland	Mike Jones vs. UMKC, 12/13/2006	9
Opponent	Justin Gray, Wake Forest, 1/15/2005	7

MOST 3-POINT FIELD GOALS ATTEMPTED

Maryland	Mike Jones vs. UMKC, 12/13/2006	13
Opponent	Devin Harris, Wisconsin, 12/2/2003	12

HIGHEST 3-POINT FIELD GOAL PERCENTAGE

Maryland	Drew Nicholas vs. Citadel, 11/27/2002	.714 (5-for-7)
Opponent	J.J. Redick, Duke, 1/21/2004	.833 (5-for-6)

MOST FREE THROWS

Maryland	Steve Blake vs. Wake Forest, 2/17/2003	12
Opponent	J.J. Redick, Duke, 2/11/2006	13

MOST FREE THROWS ATTEMPTED

Maryland	Jamar Smith vs. North Carolina, 1/14/2004	14
Opponent	Glen McGowan, Pepperdine, 12/14/2003	15

HIGHEST FREE THROW PERCENTAGE

Maryland	Drew Nicholas vs. UMBC, 12/23/2002	1.000 (10-for-10)
Maryland	Chris McCray vs. Duke, 2/12/2005	1.000 (10-for-10)
Opponent	Julius Hodge, NC State, 2/1/2004	1.000 (10-for-10)

MOST REBOUNDS

Maryland	Ryan Randle vs. Duke, 1/18/2003	17
Opponent	Shelden Williams, Duke, 2/13/2005	16

MOST ASSISTS

Maryland	Steve Blake vs. Duquesne, 11/30/2002	13
Opponent	Mardy Collins, Temple, 1/15/2005	11

MOST BLOCKS

Maryland	Ekene Ibekwe vs. Mount St. Mary's, 12/28/2006	8
Opponent	Sharrod Ford, Clemson, 2/22/2005	9

MOST STEALS

Maryland	Chris McCray vs. Wagner, 1/4/2003	7
Opponent	Jeff Xavier, Manhattan, 3/18/2006	6
Opponent	Kevin Anderson, Fordham, 12/6/2006	6

TEAM RECORDS, GAME

MOST POINTS

Maryland	Liberty, 12/28/2004	112
Opponent	Clemson, 2/25/2005	97

FEWEST POINTS

Maryland	Duke, 1/21/2004	60
Opponent	UMES, 1/6/2004	38

FEWEST POINTS IN A HALF

Maryland	Miami, 1/10/2007	(1 st half) 21
Opponent	American, 11/22/2003	(1 st half) 8

MOST FIELD GOALS

Maryland	Liberty, 12/28/2004	45
Opponent	Clemson, 1/13/2007	37

FEWEST FIELD GOALS

Maryland	Miami, 1/10/2007	13
Opponent	UMES, 1/6/2004	14

MOST FIELD GOAL ATTEMPTS

Maryland	Liberty, 12/28/2004	83
Opponent	Siena, 12/31/2006	83

FEWEST FIELD GOAL ATTEMPTS

Maryland	Winthrop, 11/20/2006	49
Opponent	NC State, 1/30/2003	44

HIGHEST FIELD GOAL PERCENTAGE

Maryland	Clemson, 2/25/2003	(34-for-54) .630
Opponent	Clemson, 2/22/2005	(32-for-55) .582

LOWEST FIELD GOAL PERCENTAGE

Maryland	Miami, 1/10/2007	(19-for-61) .224
Opponent	UMES, 1/6/2004	(14-for-54) .259

MOST 3-POINT FIELD GOALS

Maryland	UMKC, 12/13/2006	17
Opponent	Wake Forest, 2/28/2004	13

MOST 3-POINT FIELD GOAL ATTEMPTS

Maryland	UMKC, 12/13/2006	37
Opponent	Hampton, 11/7/2006	44

MOST FREE THROWS MADE

Maryland	Hampton, 11/7/2006	39
Opponent	Duke, 2/11/2006	27

FEWEST FREE THROWS MADE

Maryland	Florida, 12/14/2002	4
	George Mason, 11/25/2003	4
Opponent	High Point, 11/24/2006	2

MOST FREE THROW ATTEMPTS

Maryland	Hofstra, 11/29/2003	55
Opponent	Clemson, 2/22/2005	41

FEWEST FREE THROW ATTEMPTS

Maryland	George Mason, 11/25/2003	8
Opponent	High Point, 11/24/2006	6

HIGHEST FREE THROW PERCENTAGE

Maryland	UNC Asheville, 12/12/2004	(13-for-13) 1.000
Opponent	Hofstra, 11/29/2003	(13-for-14) .929

LOWEST FREE THROW PCT.

Maryland	Florida, 12/14/2002	(4-for-11) .364
Opponent	VMI, 12/31/2005	(3-for-12) .250

MOST REBOUNDS

Maryland	Liberty, 12/28/2004	61
Opponent	Florida State, 12/19/2004	56

MOST ASSISTS

Maryland	Hampton, 1/8/2003	29
	Clemson, 2/25/2003	29
Opponent	North Carolina, 2/2/2006	22
	North Carolina, 2/25/2007	22

LARGEST VICTORY MARGIN

Maryland	UMKC, 12/13/2006	51
Opponent	NC State, 1/23/2005	16

MOST PERSONAL FOULS

Maryland	Clemson, 2/22/2005	29
Opponent	Hampton, 11/7/2006	40

FEWEST PERSONAL FOULS

Maryland	American, 11/22/2003	8
Opponent	VMI, 12/31/2005	10

MOST DISQUALIFICATIONS

Maryland	Florida State, 12/19/2004	2
	Clemson, 2/22/2005	2
Opponent	Hofstra, 11/29/2003	6

MOST VICTORIES

By Maryland	17 in 2006-07
-------------	---------------

MOST LOSSES

By Maryland	4 in 2003-04
-------------	--------------

FEWEST LOSSES

By Maryland	2 in 2002-03
	2 in 2006-07

MOST 100-POINT GAMES

By Maryland	2 in 2002-03
	2 in 2006-07
By Opponents	0

ALL-TIME 100-POINT GAMES

By Maryland	6
By Opponents	0

LONGEST WINNING STREAK

Mar. 16, 2005 - Feb. 2, 2006	14 games
------------------------------	----------

LONGEST NON-CONFERENCE WINNING STREAK

Dec. 23, 2002 - Mar. 18, 2006	30 games
-------------------------------	----------

MILESTONE GAMES

Game 1	Nov. 24, 2002	Maryland 64, Miami (OH) 49
Game 50	Mar. 26, 2005	Maryland 85, TCU 73

2002 NCAA CHAMPIONS
2004 ACC CHAMPIONS

ALL-TIME RESULTS

Game-by-game results for every Maryland basketball season since 1910-11. Maryland was known as Maryland Agricultural College until 1915, and as Maryland State College from 1916-1919. Maryland's conference affiliations: Atlantic Coast Conference since 1953-54, and the Southern Conference from 1923-24 to 1952-53.

An all-college basketball team was formed in 1904-05, and played just two games. Due to a fire in 1912 which burnt the army and college gymnasium, the team that was fielded in 1913-14 did not have a regular home, practiced only three times all season and lost 16 games. Another team was not fielded until 1918-19.

In 1918-19, Maryland State participated in the District Intercollegiate Basketball League, in which all games were played at the Washington YMCA. Another season would not be conducted until Maryland opened its new facility at The Gymnasium, inside Annapolis Hall, in 1923-24. It is considered to be the school's first "varsity" team.

Home games were played at The Gymnasium from 1923-24 to 1930-31. Home games were played at Ritchie Coliseum from 1931-32 to 1954-55. Home games from 1955-56 through 2001-02 were played at Cole Field House. Beginning in 2002-03, Maryland moved to Comcast Center.

Maryland and opponent Associated Press rankings are in brackets - AP polls began in 1948-49. From 1960-61 to 1967-68, the Associated Press ranked only the nation's top 10 teams.

* - indicates conference games.

H. BURTON SHIPLEY



24 Seasons
1923-24 to
1946-47
Rec.: 243-199
Conf.: 124-91

1923-24

Record: 5-7 H: 3-6 A: 1-0 N: 1-1
SC: 1-2, 11th place

George Washington	W	41-22
Gallaudet	W	42-28
Catholic	L	13-30
F5	• No. Carolina	L 20-26
	• Virginia	L 13-26
F9	at Richmond	W 24-22
	Catholic	L 14-20
	George Washington	L 19-20
	• Washington & Lee	W 22-21
	VMI	L 12-21
	VMI ¹	W 34-19
F29	Georgia ¹	L 25-29

1-SoCon Tournament at Atlanta, Ga.

1924-25

Record: 12-5 H: 7-2 A: 4-2 N: 1-1
SC: 3-1, 4th place

	• Virginia	W 24-18
	at Columbia	W 24-23
	at Stevens Institute	W 21-19
	at Navy	L 16-23
	Lafayette	W 30-15
	at Catholic	W 18-14
	Stevens Institute	W 21-17
J31	• No. Carolina	L 16-21
	Gallaudet	W 25-14
	Washington College	L 16-27
	at Princeton	L 24-38
	City College of NY	W 22-16
	• South Carolina	W 38-22
	• at Virginia	W 36-25
F26	Alabama ¹	W 27-21
F27	NC State ¹	L 18-30
	Catholic	W 27-17

1-SoCon Tournament at Atlanta, Ga.

1925-26

Record: 14-3 H: 10-1 A: 4-1 N: 0-1
SC: 7-1, 4th place

	• Washington & Lee	W 40-27
	at Navy	W 21-12
J12	Richmond	W 30-14
	• at VMI	W 30-21
	• at Washington & Lee	W 33-20
	• at Virginia Tech	W 19-17
	• at Virginia	L 28-34
F9	• No. Carolina	W 23-22
	West Virginia	W 25-15
	Duke	W 41-20
	• Virginia	W 30-21
	Princeton	W 32-26
	Gallaudet	W 40-13
	Washington College	W 30-26
	Stevens Institute	L 24-27
	• Baltimore Tech	W 30-14
F26	Mississippi ¹	L 19-22

1-SoCon Tournament at Atlanta, Ga.

1926-27

Record: 10-10 H: 7-2 A: 3-7 N: 0-1
SC: 6-4, 9th place

	at American	L 16-21
	• Washington & Lee	W 44-32
J4	at Michigan	L 25-39
	• at Virginia	L 17-22
	at Navy	L 30-32
	Washington College	L 18-22
	• Georgia	W 34-33
	Gallaudet	W 39-26
	Stevens Institute	W 27-18
F7	• No. Carolina	W 28-20
F8	• No. Carolina	L 23-32
F9	at Pennsylvania	W 26-21
	• at Washington & Lee	L 32-34

	• at VMI	W 32-15
	• Virginia (OT)	W 29-28
	• at NC State	L 23-38
	at Washington College	L 16-21
	Western Maryland	W 32-25
F19	• at No. Carolina	W 23-19
F25	Georgia ¹	L 22-27

1-SoCon Tournament at Atlanta, Ga.

1927-28

Record: 14-4 H: 11-0 A: 3-4
SC: 8-1, 3rd place (tie)

D19	• Washington & Lee	W 38-24
J12	• at Virginia Tech	W 29-20
J13	• at Washington & Lee	W 31-28
J14	• at VMI	W 23-9
J18	Gallaudet	W 45-20
J19	• Kentucky	W 37-7
J20	at Johns Hopkins	L 20-22
J25	St. John's (Annapolis)	W 25-22
J27	• Virginia	W 26-20
J30	Stevens Institute	W 31-24
F4	at Navy	L 26-35
F8	at Pennsylvania	L 26-30
F10	• NC State	W 36-24
F13	• at Virginia	L 12-34
F17	Washington College	W 22-20
F21	Johns Hopkins	W 23-19
F23	• Virginia Tech	W 30-10
F24	Western Maryland	W 30-29

1928-29

Record: 7-9 H: 3-5 A: 4-3 N: 0-1
SC: 2-5, 21st place

D20	William & Mary	W 30-20
D22	at Pennsylvania	L 18-30
J9	Randolph Macon	L 20-33
J15	• at Virginia	W 30-22
J18	Johns Hopkins	L 23-25
J26	St. John's (Annapolis)	W 20-18
F1	• Virginia	L 22-25
F2	• Washington & Lee	L 22-47
F4	• at Virginia Tech	L 29-39
F5	• at VMI	W 30-27
F6	• at Washington & Lee	L 18-42
F8	• No. Carolina	L 22-28
F13	at Navy	W 30-27
F15	Western Maryland	W 32-17
F23	at Johns Hopkins	W 19-18
M1	Mississippi ¹	L 35-37

1-SoCon Tournament at Atlanta, Ga.

1929-30

Record: 16-6 H: 10-3 A: 6-2 N: 0-1
SC: 9-5, 10th place

D13	William & Mary	W 27-23
J9	• Duke	L 27-28
J11	Catholic	W 37-30
J14	• Virginia	W 54-20
J17	Johns Hopkins	W 41-24
J22	at Navy	W 43-39
J25	• Virginia Tech	W 44-27
F1	• NC State	L 26-28
F3	• Washington & Lee	L 25-29
F6	Western Maryland	W 37-18
F8	• No. Carolina	W 36-33
F11	• at Virginia Tech	W 34-23
F12	• at VMI	W 44-25
F13	• at Washington & Lee	L 21-36
F15	• Virginia	W 51-29
F18	• at NC State	W 21-19
F19	• at No. Carolina	W 29-22
F20	• at Duke	L 24-39
F22	at Johns Hopkins	W 39-24
F22	• VMI	W 39-21
F25	St. John's (Annapolis)	W 42-25
F28	Kentucky ¹	L 21-26

1-SoCon Tournament at Atlanta, Ga.

1930-31

Record: 18-4 H: 10-2 A: 4-2 N: 0-0
SC: 8-1, 2nd place, SoCon Tournament Champion

J7	Gallaudet	W 38-29
J9	• at VMI	W 35-18
J10	• at Washington & Lee	W 36-21
J15	• Duke	W 32-24
J17	Loyola (Md.)	L 30-33
J22	at Johns Hopkins	W 33-20
J30	• VMI	W 44-20
J31	• Virginia Tech	W 33-16
F2	• at Virginia	L 31-34

F3	• Washington & Lee	W 28-17
F6	at Catholic	W 24-21
F10	• No. Carolina	W 33-31
F11	Washington College	L 32-33
F13	• Virginia	W 34-21
F14	Western Maryland	W 45-35
F17	St. John's (Annapolis)	W 32-27
F21	at Navy	L 33-36
F25	Johns Hopkins	W 31-22
F27	Louisiana State ¹	W 37-33
F28	No. Carolina ¹	W 19-17
M2	Georgia ¹	W 26-25
M3	Kentucky ¹	W 29-27

1-SoCon Tournament at Atlanta, Ga.

1931-32

Record: 16-4 H: 11-1 A: 5-2 N: 0-1
SC: 9-1, SoCon Regular Season Co-Champion

D30	at Wisconsin	L 30-32
J11	Loyola (Md.)	L 27-28
J15	• at Washington & Lee	W 42-38
J16	• at VMI	W 43-28
J20	Navy	W 26-15
J21	• at Virginia	W 36-31
J23	at Johns Hopkins	W 33-26
J26	• VMI	W 38-20
J30	• Virginia Tech	W 51-16
F3	Catholic	W 39-34
F6	• No. Carolina	W 26-25
F10	Washington College	W 36-16
F12	Western Maryland	W 25-15
F13	• Virginia	W 46-18
F15	• Washington & Lee	W 49-19
F17	St. John's (Annapolis)	W 24-20
F19	• at No. Carolina	L 26-32
F20	• at Duke (OT)	W 20-18
F23	Johns Hopkins	W 38-24
F26	Florida ¹	L 24-39

1-SoCon Tournament at Atlanta, Ga.

1932-33

Record: 11-9 H: 10-2 A: 1-6 N: 0-1
SC: 7-3, 3rd place

D23	Wisconsin	L 13-22
J7	• at Virginia Tech	W 40-20
J12	• Duke	W 30-28
J13	• at VMI	L 29-30
J14	• at Washington & Lee	L 40-43
J18	at Johns Hopkins	L 27-37
J21	• Virginia Tech	W 37-21
J25	at Catholic	L 27-29
J28	at Navy	L 21-59
J31	• at Virginia	L 19-26
F3	• No. Carolina	W 42-29
F4	Georgia	L 36-40
F8	Washington College	W 35-27
F9	• Virginia	W 37-28
F11	• Washington & Lee	W 46-28
F14	• VMI	W 45-29
F16	St. John's (Annapolis)	W 34-22
F18	Western Maryland	W 37-32
F22	Johns Hopkins	W 35-31
F24	South Carolina ¹	L 28-65

1-SoCon Tournament at Raleigh, N.C. (Memorial Auditorium)

1933-34

Record: 11-8 H: 9-4 A: 2-3 N: 0-1
SC: 6-1, 3rd place

D18	Michigan	W 29-25
D30	Indiana	L 17-30
J5	at West Virginia	L 24-26
J11	• Duke	W 37-33
J13	• at Virginia Tech	W 29-24
J20	• Virginia Tech	W 34-32
J24	at Johns Hopkins	L 32-35
J26	• at Virginia	W 43-20
J30	• No. Carolina	L 24-28
F2	Catholic	W 33-25
F3	at Navy	L 27-46
F6	• Virginia	W 28-25
F9	Richmond	L 33-44
F10	Western Maryland	W 49-33
F13	• VMI	W 36-27
F15	St. John's (Annapolis)	L 32-37
F17	Washington College	W 44-33
F21	Johns Hopkins	W 32-19
M1	Washington & Lee ¹	L 37-45

1-SoCon Tournament at Raleigh, N.C. (Memorial Auditorium)

1934-35

Record: 8-10 H: 6-8 A: 2-2
SC: 4-3, 5th place

D20	Indiana	L 29-30
D29	Ohio State	W 50-41
J4	West Virginia	L 29-39
J2	• South Carolina	W 35-21
J8	• VMI	W 39-24
J11	• Duke	L 39-48
J16	Washington College	W 43-27
J18	• No. Carolina	L 31-39
J30	at Navy	L 36-43
F2	• Virginia	W 44-24
F9	Richmond	L 26-56
F12	at Catholic	L 29-45
F16	• Washington & Lee	L 29-33
F20	• at Virginia	W 33-32
F26	at Johns Hopkins	W 41-35
M2	St. John's (Annapolis)	L 17-24
M6	Johns Hopkins	W 52-25
M11	Georgetown	L 24-25

1935-36

Record: 14-6 H: 9-3 A: 4-2 N: 1-1
SC: 4-3, 4th place

J7	• VMI	W 44-29
J10	• at Washington & Lee	L 27-30
J11	• at VMI	W 53-32
J15	at Navy	W 32-20
J18	Richmond	W 28-24
J23	Baltimore City College	W 55-33
J25	Washington College	W 46-34
J25	• No. Carolina	L 32-44
J30	William & Mary	W 41-39
F1	• Duke	W 38-34
F6	• Virginia	W 40-34
F10	at West Virginia	L 26-51
F11	• Washington & Lee	L 54-55
F12	St. John's (Annapolis)	W 40-28
F15	Catholic	L 29-40
F18	at Washington College	W 56-30
F19	Johns Hopkins	W 45-40
F21	at Georgetown	W 47-39
M5	Duke ¹	W 47-35
M6	Washington & Lee ¹	L 32-38

1-SoCon Tournament at Raleigh, N.C. (Memorial Auditorium)

1936-37

Record: 8-12 H: 7-4 A: 1-7 N: 0-1
SC: 5-8, 10th place (tie)

D17	• at Richmond	L 40-51
J6	Johns Hopkins	W 54-31
J8	• at Washington & Lee	L 27-51
J9	• at VMI	W 48-28
J14	Western Maryland	W 48-36
J16	• Duke	L 31-34
J20	Washington College	W 41-20
J23	• Virginia	W 37-23
J28	• at NC State	L 33-35
J29	• at No. Carolina	L 24-41
J30	• at Duke	L 30-34
F3	at Navy	L 37-53
F6	• No. Carolina	L 35-44
F9	• William & Mary	W 41-29
F13	• VMI	W 45-28
F18	• Washington & Lee	L 35-41
F20	Georgetown	L 27-39
F23	at St. John's (Annapolis)	L 37-39
F24	• NC State	W 41-35
M4	at NC State ¹	L 35-42

1-SoCon Tournament at Raleigh, N.C. (Memorial Auditorium)

1937-38

Record: 15-9 H: 10-3 A: 4-5 N: 1-1
SC: 6-4, 7th place

D16	• Richmond	L 26-31
D17	Michigan	L 26-43
J4	at Baltimore City College	W 50-32
J5	Randolph Macon	W 43-27
J7	• at Washington & Lee	L 29-31
J8	• at VMI	W 42-27
J12	at Georgetown	L 39-57
J15	• Duke	W 40-35
J27	at Virginia	W 39-23
J28	• at No. Carolina	L 24-43</

2002 NCAA CHAMPIONS 2004 ACC CHAMPIONS



F5	• Washington & Lee	W	36-32
F10	• William & Mary	W	45-38
F11	• VMI	W	43-33
F12	Catholic	W	49-33
F16	at Washington College	W	43-42
F19	Dickinson College	W	57-27
F21	Johns Hopkins	W	56-30
F23	St. John's (Annapolis)	W	38-29
M4	The Citadel ¹	W	45-43
M5	Duke ¹	L	32-35

1-SoCon Tournament at Raleigh, N.C. (Memorial Auditorium)

1938-39

Record: 15-9 H: 9-2 A: 4-6 N: 2-1
SC: 8-3, 2nd place (tie),
SoCon Tournament Finalist

D13	• at Richmond	L	34-39
D15	• Clemson	W	45-35
D16	• Davidson	W	44-27
J4	at Pennsylvania	L	24-36
J7	at Army	L	25-45
J11	at Navy	L	37-47
J13	• Duke	W	37-34
J14	Hampden-Sydney	W	34-25
J20	• No. Carolina	W	34-32
J28	Virginia	W	31-21
F2	• at Duke	W	60-44
F3	• at No. Carolina	W	66-41
F4	• at NC State	L	40-46
F8	Georgetown	L	25-39
F11	• Washington & Lee	W	39-37
F14	• William & Mary	L	49-57
F15	at St. John's (Annapolis)	W	48-20
F18	• VMI	W	53-35
F20	at Catholic	W	40-38
F22	at Geo. Washington	L	24-37
F24	Washington College	W	47-37
M2	Richmond ¹	W	47-32
M3	at NC State ¹	W	53-29
M4	Clemson ¹	L	27-39

1-SoCon Tournament at Raleigh, N.C. (Memorial Auditorium)

1939-40

Record: 14-9 H: 9-2 A: 4-6 N: 1-1
SC: 7-5, 5th place

D12	Western Maryland	W	48-32
D14	Randolph Macon	W	47-16
J1	• Clemson	W	53-26
J3	at Pennsylvania	L	34-41
J4	at Rutgers	W	51-39
J5	at Rhode Island	L	53-59
J9	• Duke	W	32-30
J13	• Richmond	W	35-19
J17	at Georgetown	W	28-27
J19	• Virginia Tech	W	49-41
J20	• Washington & Lee	L	25-44
J26	• at NC State	W	43-36
J27	• at Clemson	L	30-48
J29	• at South Carolina	L	30-33
J30	• at Duke	L	37-48
F3	Johns Hopkins	W	49-36
F7	• at VMI	W	60-33
F8	• at Washington & Lee	L	19-39
F17	Catholic	W	46-31
F20	• VMI	W	27-25
F22	George Washington	L	26-44
F28	Washington & Lee ¹	W	43-30
M1	Duke ¹	L	32-44

1-Southern Conference Tournament at Raleigh, N.C. (Memorial Auditorium)

1940-41

Record: 1-21 H: 1-10 A: 0-11
SC: 0-13, 15th place

D14	• Richmond	L	36-48
D17	at Johns Hopkins	L	24-38
D19	• Clemson	L	34-48
J8	at Pennsylvania	L	32-43
J11	• Duke	L	26-40
J14	• at Washington & Lee	L	41-59
J15	• at VMI	L	30-64
J17	at Georgetown	L	34-51
J24	• No. Carolina	L	36-55
J31	• at Richmond	L	17-38
F1	• at Duke	L	17-43
F3	• at No. Carolina	L	29-44
F5	at Navy	L	27-52
F6	at Virginia	L	18-47
F8	• Washington & Lee	L	15-42
F10	at Geo. Washington	L	28-61
F14	• William & Mary	L	40-58
F15	Connecticut	L	43-52
F18	• VMI	L	27-41
F19	Rutgers	L	45-50
F21	• Virginia Tech	L	39-48
F22	Washington College	W	26-18

1941-42

Record: 7-15 H: 4-5 A: 3-10
SC: 3-8, 12th place (tie)

D13	• at Richmond	W	41-23
D16	• at William & Mary	L	34-39
D19	at West Virginia	L	36-63
D30	at Seton Hall	L	15-59
D31	at City College of NY	L	40-57
J2	at St. John's	L	48-64
J9	at Virginia	W	35-34
J10	• at Duke	L	33-37
J16	Washington College	W	28-25
J21	at Georgetown	W	51-42
J24	• George Washington	L	29-47
J29	Virginia	W	36-26
F2	• at VMI	L	41-46
F3	• at Washington & Lee	L	44-52
F7	• Washington & Lee	L	28-30
F11	at Navy	L	47-61
F13	• William & Mary	W	42-32
F14	West Virginia	L	27-41
F18	at Army	L	32-44
F20	• No. Carolina	L	30-34
F25	• Duke	L	46-64
F27	• VMI	W	39-36

1942-43

Record: 8-8 H: 5-3 A: 3-5
SC: 5-5, 9th place

D10	• Richmond	W	32-28
J1	• No. Carolina	W	47-40
J9	Virginia	W	53-49
J13	at Pennsylvania	L	49-51
J15	• at Washington & Lee	L	40-50
J16	• at VMI	L	34-35
J23	• at Geo. Washington	L	43-48
J30	at Navy	W	63-54
F6	at Army	L	40-44
F12	• Duke	L	43-46
F13	• Washington & Lee	W	55-35
F15	at Virginia	W	56-42
F16	• at No. Carolina	W	40-31
F20	Georgetown	L	36-46
F23	• William & Mary	W	51-36
F25	• VMI	L	35-36

1943-44

Record: 4-14 H: 3-6 A: 1-7 N: 0-1
SC: 2-1, 4th place

D11	Quantico Marines	L	33-59
D17	Marshall	L	39-46
D21	Bainbridge Navy	L	20-52
J8	at Virginia	L	20-52
J15	• VMI	W	43-36
J22	Hampden-Sydney	L	43-51
J24	at Bainbridge Navy	L	25-78
J26	Fort Belvoir	L	29-60
J29	Catholic	W	33-31
F5	Virginia	L	26-49
F8	at Catholic	L	33-53
F9	Woodrow Gen. Hospital	W	48-26
F12	• at Richmond	L	34-65
F18	at Woodrow Gen. Hospital	L	25-35
F19	• at VMI	W	31-29
F24	at NC State ¹	L	23-42
F26	at Navy	L	35-69
M1	at Army	L	22-85

1-SoCon Tournament at Raleigh, N.C. (Memorial Auditorium)

1944-45

Record: 2-14 H: 1-5 A: 1-8 N: 0-1
SC: 2-5, 9th place

D21	Gallaudet	L	26-27
J5	• at No. Carolina	L	28-53
J6	• at Duke	L	24-51
J8	• at NC State	L	32-46
J10	at Navy	L	33-70
J13	• VMI	W	46-28
J18	Marine Corps Institute	L	34-50
J20	• NC State	L	42-57
J27	Hampden-Sydney	L	42-43
F3	at Virginia	L	26-57
F5	• at VMI	L	27-35
F10	Virginia	L	33-61
F17	• at William & Mary	W	53-46
F22	Duke ¹	L	49-76
F27	at U.S. Merchant Marines	L	41-54
F28	at Army	L	34-54

1-SoCon Tournament at Raleigh, N.C. (Memorial Auditorium)

1945-46

Record: 9-12 H: 8-4 A: 1-7 N: 0-1
SC: 5-4, 5th place

D18	Marine Corps Institute	W	61-46
D20	Marshall	L	43-50
D21	Quantico Marines	L	47-50
J4	• at Duke	L	25-59
J5	• at NC State	W	47-39
J7	• at No. Carolina	L	28-64
J16	at Navy	L	35-44
J19	• NC State	W	37-33
J23	at Virginia	L	45-48
J25	• Duke	W	43-38
J26	Hampden-Sydney	W	35-32
F2	• George Washington	W	48-35
F8	• No. Carolina	L	31-33
F9	Virginia	W	37-36
F14	U.S. Merchant Marines	W	43-39
F16	• Richmond	W	37-31
F20	• at William & Mary	L	36-42
F23	West Virginia	L	33-35
F26	at U.S. Merchant Marines	L	31-48
F27	at Army	L	25-52
M1	No. Carolina ¹	L	27-54

1-Southern Conference Tournament at Raleigh, N.C. (Memorial Auditorium)

1946-47

Record: 14-10 H: 9-3 A: 5-6 N: 0-1
SC: 9-5, 5th place

D14	at West Virginia	L	43-81
D17	Western Maryland	W	49-39
D18	Johns Hopkins	W	41-36
J3	at Quantico Marines	W	62-48
J4	• at No. Carolina	L	42-58
J8	• Richmond	L	39-41
J10	• George Washington	W	44-43
J16	• at Washington & Lee	W	65-60
J17	• at Virginia Tech	W	57-49
J18	• at VMI	W	61-50
J22	at Navy	L	27-55
J24	• No. Carolina	W	61-57
J31	• Washington & Lee	W	59-50
F4	Georgetown	W	55-49
F10	• George Washington	L	48-63
F15	• at Richmond	L	49-68
F17	• Virginia Tech	W	55-42
F18	• Duke	L	38-40
F19	at U.S. Merchant Marines	L	47-73
F24	at Army	W	57-54
F26	• The Citadel	W	52-40
M1	• VMI	W	53-45
M12	at Pennsylvania	L	54-80
M13	NC State ¹	L	43-55

1-SoCon Tournament at Durham, N.C. (Duke Indoor Stadium)

FLUCIE STEWART



3 Seasons
1947-48 to
1949-50
Rec.: 27-48
Conf.: 22-27

1947-48

Record: 11-14 H: 6-4 A: 5-9 N: 0-1
SC: 9-7, 4th place

D11	at Western Maryland	W	63-58
D12	Loyola (Md.)	L	52-63
D16	• Davidson	W	59-58
D17	• at Washington & Lee	L	64-70
D18	• at VMI	W	53-46
D20	at Johns Hopkins	W	64-53
J3	• at No. Carolina	L	46-70
J5	• at Duke	L	42-53
J7	at Georgetown	L	40-52
J10	• Clemson	W	49-42
J12	at Virginia	L	44-64
J14	at Navy	L	47-51
J16	• South Carolina	W	68-54
J17	• VMI	W	63-48
J31	at Army	L	44-48
F7	• Washington & Lee	W	64-38
F11	at Geo. Washington	L	49-65
F13	• No. Carolina	L	47-51
F16	Virginia	L	56-68
F19	• Richmond	W	60-53
F21	• at South Carolina	W	54-53
F23	• at Clemson	W	63-61
F26	• at Richmond	L	62-64

M1	• George Washington	L	35-59
M4	Davidson ¹	L	51-58

1-SoCon Tournament at Durham, N.C. (Duke Indoor Stadium)

1948-49

Record: 9-18 H: 4-5 A: 5-11 N: 0-2
SC: 8-7, 7th place

D4	at Temple	L	49-67
D9	• Virginia Tech	W	60-51
D11	at Loyola (Md.)	L	75-77
D13	• Richmond	L	45-54
D16	Virginia	L	47-53
D18	• Clemson	W	74-50
J3	• at No. Carolina	L	47-55
J4	• Davidson ¹	L	49-52
J7	at Virginia	L	43-79
J10	at Georgetown	L	51-53
J12	at Pennsylvania	L	67-81
J22	at Navy	L	46-52
J26	• George Washington	L	54-66
J28	at Miami	W	43-42
J29	at Miami	L	48-58
F2	at Cincinnati ²	L	33-70
F4	• at VMI	W	53-45
F5	• at Washington & Lee	W	66-60
F8	• South Carolina	W	79-49
F11	• No. Carolina	L	52-66
F17	Georgetown	L	52-56
F19	• at South Carolina	W	57-56
F20	• at Clemson	L	49-68
F24	• at Richmond	W	66-51
F26	• at Geo. Washington	L	42-61
F28	• VMI	W	70-55
M3	No. Carolina ³	L	61-79

1-at Charlottesville, Va. (Memorial Gymnasium); 2-at Cincinnati, Ohio (Music Hall); 3-SoCon Tournament at Durham, N.C. (Duke Indoor Stadium)

1949-50

Record: 7-18 H: 6-6 A: 1-12
SC: 5-13, 13th place

D3	• at Virginia Tech	L	57-63
D5	at Tennessee	L	40-61
D6	at Virginia	L	56-66
D10	• Washington & Lee	W	65-46
D14	at Pennsylvania	L	52-54
D16	• Clemson	L	55-60
D17	at Navy	L	62-75
D19	Ohio Wesleyan	L	71-75
J2	• at No. Carolina	L	53-55
J3	• at Duke	L	46-58
J7	at Georgetown	W	71-65
J10	• William & Mary	L	52-56
J12	• at Richmond	L	49-59
J14	• George Washington	L	51-72
J21	• at William & Mary	L	56-64
F1	• VMI	W	65-53
F3	• No. Carolina	L	56-69
F6	• at VMI	L	61-62
F10	• Duke	W	67-57
F13	• South Carolina	L	56-61
F14	Virginia	W	70-52
F18	• Davidson	W	64-61
F21	• Richmond	W	67-48
F24	• at South Carolina	L	44-59
F25	• at Clemson	L	68-70

BUD MILLIKAN

2002 NCAA CHAMPIONS 2004 ACC CHAMPIONS

F11	[11]	Washington & Lee	W	76-43
F13	[11][16]	at Navy (OT)	W	61-60
F15	[11]	• Wake Forest	W	74-53
F16	[11][14]	• Duke	L	61-68
F18	[11]	Georgetown	W	53-50
F23	[11]	[8] at Geo. Washington	L	57-70
F25	[11]	William & Mary	W	74-55
M4	[17]	Clemson ²	W	75-59
M5	[17]	Wake Forest (OT) ²	L	56-64

1-All-American City Tournament at Owensboro, Ky.; 2-ACC Tournament at Raleigh, N.C. (Reynolds Coliseum)

1954-55

Record: 17-7 H: 7-2 A: 7-4 N: 3-1

ACC: 10-4, 3rd place

D4	Georgetown	W	60-43	
D7	[17] • Duke	W	49-47	
D10	[17] • Wake Forest (OT)	L	58-62	
D14	• at Virginia	W	72-69	
D17	• at Duke	L	61-68	
D18	• at No. Carolina	W	70-60	
D27	Texas Tech ¹	W	58-54	
D28	Rhode Island ¹	W	83-66	
D30	Cincinnati ¹	W	78-61	
J4	[11]	• South Carolina	W	68-51
J6	[11]	• Virginia	W	78-65
J8	[11]	• at Clemson	W	71-63
J10	[11]	• at South Carolina	W	68-52
J13	[11]	[2] • NC State	W	68-64
J18	[6]	[9] at Geo. Washington	L	53-75
J29	[8]	at Navy	W	60-54
F5	[12]	at William & Mary	W	67-62
F8	[11]	[6] George Washington	L	67-73
F12	[11]	• No. Carolina	W	63-61
F15	[11]	• Clemson	W	68-66
F19	[11]	[7] • at NC State	L	58-78
F21	[11]	• at Wake Forest	L	71-75
F25	[17]	at Georgetown (2OT)	W	57-49
M3	[18]	Virginia (OT) ²	L	67-68

1-All-American City Tournament at Owensboro, Ky.; 2-ACC Tournament at Raleigh, N.C. (Reynolds Coliseum)

1955-56

Record: 14-10 H: 9-5 A: 5-4 N: 0-1

ACC: 7-7, 5th place

D2	• Virginia	W	67-55	
D8	William & Mary	W	52-51	
D10	• Wake Forest	W	61-51	
D15	[12] Kentucky	L	61-62	
D17	[11]	• No. Carolina	L	62-68
D29	[16]	Michigan State ¹	L	75-95
D30	St. Francis ¹	W	75-66	
J4	• South Carolina	W	76-57	
J5	[7] George Washington	W	62-48	
J7	• at Clemson	W	71-63	
J9	• at South Carolina	W	59-53	
J12	[3]	• NC State	L	64-73
J14	[6]	• at Duke	L	62-76
J16	[9]	• at No. Carolina	L	55-64
J21	at Georgetown (OT)	W	62-57	
F4	Navy	W	80-61	
F7	[8]	• Duke	L	70-82
F11	[19]	at Geo. Washington	W	67-46
F14	• Clemson	W	81-69	
F18	[5]	• at NC State	W	71-62
F20	• at Wake Forest	L	60-76	
F23	• at Virginia	L	60-73	
F25	Georgetown	W	72-61	
M1	[11]	Duke ²	L	69-94

1-Mid-Winter Festival at College Park, Md. (Cole Field House); 2-ACC Tournament at Raleigh, N.C. (Reynolds Coliseum)

1956-57

Record: 16-10 H: 8-2 A: 5-6 N: 3-2

ACC: 9-5, 2nd place

D1	• at Virginia	W	67-63	
D6	Fordham	L	62-68	
D10	• Wake Forest	W	59-53	
D15	[3]	at Kentucky	L	55-76
D17	[6]	• at No. Carolina	L	61-70
D30	Montana State ¹	W	89-72	
D31	New Mexico A&M ¹	L	43-45	
J1	Virginia ¹	W	43-39	
J4	• at Clemson	W	59-52	
J5	• at South Carolina	L	60-68	
J10	[15]	• Duke	W	62-51
J12	at Geo. Washington	W	68-48	
J14	• South Carolina	W	66-59	
J16	Georgetown	W	82-69	
J19	• NC State	W	79-66	
J31	[19]	• at Duke	L	60-72
F2	George Washington	W	84-67	
F5	[1]	• No. Carolina (2OT)	L	61-65
F12	• at Virginia	W	85-64	
F16	• at NC State	W	56-49	
F18	[17]	• at Wake Forest	L	58-62

F23	at Navy	L	55-56
F25	• Clemson	W	74-65
F27	at Georgetown	W	62-59
M7	Virginia ²	W	71-68
M8	South Carolina ²	L	64-74

1-All-American City Tournament at Owensboro, Ky.; 2-ACC Tournament at Raleigh, N.C. (Reynolds Coliseum)

1957-58

Record: 22-7 H: 10-1 A: 6-4 N: 6-2

ACC: 9-5, 4th place, ACC Tournament Champion

Postseason: NCAA East Region 3rd place, AP No. 6, UPI No. 6

D4	George Washington	W	64-55	
D7	at Fordham	W	61-58	
D9	Kentucky	W	71-62	
D13	• Wake Forest	W	72-58	
D18	[6]	Navy	W	88-58
D28	[6]	Vanderbilt ¹	W	71-56
D30	[6]	Memphis State (3OT) ¹	L	46-47
J3	[7]	• at South Carolina	W	72-59
J4	[7]	• at Clemson	L	66-73
J8	[11]	• Duke	W	74-49
J11	[11]	[3] • No. Carolina	W	74-61
J14	[8]	• at Georgetown	W	55-45
J20	[8][20]	• NC State	L	48-57
F1	[9]	at Navy	W	64-51
F7	[8]	• at Virginia	W	87-66
F8	[8]	• at Wake Forest	W	74-67
F13	[9]	• Clemson	W	72-54
F15	[9][10]	• at NC State (3OT)	L	64-69
F18	[14]	• Virginia	W	69-56
F21	[14]	[7] • at Duke	L	59-68
F22	[14][16]	• at No. Carolina	L	59-66
F26	[17]	Georgetown	W	56-46
M1	[17]	• South Carolina	W	99-59
M6	[17]	Virginia ²	W	70-66
M7	[17]	[6] Duke (OT) ²	W	71-65
M8	[17][13]	No. Carolina ²	W	86-74
M11	[6]	Boston College ³	W	86-63
M14	[6]	[5] Temple ⁴	L	67-71
M15	[6]	Manhattan ⁴	W	59-55

1-Sugar Bowl Tournament at New Orleans, La. (Loyola Field House); 2-ACC Tournament at Raleigh, N.C. (Reynolds Coliseum); 3-NCAA East Region First Round at New York, N.Y. (Madison Square Garden); 4-NCAA East Regional at Charlotte, N.C. (Charlotte Coliseum)

1958-59

Record: 10-13 H: 7-3 A: 2-8 N: 1-2

ACC: 7-7, 3rd place (tie)

D3	• NC State	L	53-55	
D6	at Northwestern	L	62-66	
D10	• Virginia	W	63-56	
D15	[2]	at Kentucky (OT)	L	56-58
D17	Navy	W	50-53	
D20	• Wake Forest	W	68-65	
D29	[7]	Mississippi State ¹	L	45-56
D30	Loyola (Md.) ¹	W	54-50	
J7	• Duke	W	64-31	
J9	• at South Carolina	W	59-41	
J10	at Clemson	L	46-55	
J14	Georgetown	W	61-53	
J17	• at Duke	L	69-78	
F4	[2]	• at No. Carolina	L	57-64
F7	• at Wake Forest	L	53-56	
F10	G. Washington (OT)	L	65-66	
F14	[6]	• at NC State	L	37-53
F16	• Clemson	W	77-58	
F18	• at Virginia	L	50-62	
F21	[1]	• No. Carolina	W	69-51
F25	at Georgetown	W	67-56	
F27	• South Carolina	W	75-45	
M5	Virginia ²	L	65-66	

1-Sugar Bowl Tournament at New Orleans, La. (Loyola Field House); 2-ACC Tournament at Raleigh, N.C. (Reynolds Coliseum)

1959-60

Record: 15-8 H: 8-2 A: 7-5 N: 0-1

ACC: 9-5, 3rd place

D3	at Geo. Washington	W	64-57	
D9	• Virginia	W	70-62	
D14	Georgetown	W	59-48	
D18	• Wake Forest	L	47-54	
D28	[9]	Indiana ¹	L	63-72
D29	Fordham ¹	W	76-54	
J4	Yale	W	103-80	
J8	• South Carolina	W	85-52	
J13	at Georgetown	L	51-66	
J16	• at Duke	W	56-48	
J18	• NC State	W	63-53	
J20	at Navy	W	51-50	
F3	[17]	• No. Carolina	L	66-75
F6	• at Wake Forest	L	64-65	
F10	• at Virginia	W	44-43	
F13	• at NC State	L	46-48	

F15	• Clemson	W	70-55
F18	• Duke	W	71-61
F20	G. Washington (OT)	W	86-84
F23	• at No. Carolina	L	64-81
F26	• at Clemson (2 OT)	W	66-59
F27	• at South Carolina	W	72-55
M3	at NC State ²	L	58-74

1-Blue Grass Festival at Louisville, Ky. (Kentucky State Fairgrounds Pavilion); 2-ACC Tournament at Raleigh, N.C. (Reynolds Coliseum)

1960-61

Record: 14-12 H: 9-2 A: 3-8 N: 2-2

ACC: 6-8, 5th place

D1	Penn State	W	64-47	
D3	• at Virginia	W	57-52	
D6	George Washington	W	80-68	
D10	at Minnesota	W	64-53	
D14	[12]	at Georgetown	W	78-67
D17	[12]	• Wake Forest	L	60-72
D29	[11]	No. Carolina ¹	L	57-81
D30	[10]	at NC State ¹	L	67-75
D31	Wyoming ¹	W	84-77	
J7	• South Carolina	W	72-58	
J11	Georgetown	W	55-47	
J14	[8]	• at Duke	L	62-70
J16	[7]	• No. Carolina	L	52-58
J18	Navy	W	63-62	
J21	• NC State	W	75-57	
F2	[5]	• at No. Carolina	L	56-63
F4	• at Wake Forest	L	69-78	
F10	• at Clemson	L	59-76	
F11	• at South Carolina	L	61-64	
F13	• at NC State	L	66-83	
F16	[3]	Duke	W	76-71
F18	at Geo. Washington	L	44-63	
F22	• Virginia	W	77-62	
F25	• Clemson (OT)	W	82-80	
M2	Clemson ²	W	91-75	
M3	Wake Forest ²	L	76-98	

1-Dixie Classic at Raleigh, N.C. (Reynolds Coliseum); 2-ACC Tournament at Raleigh, N.C. (Reynolds Coliseum)

1961-62

Record: 8-17 H: 4-6 A: 4-8 N: 0-3

ACC: 3-11, 7th place

D2	at Penn State	L	65-71	
D6	Georgetown (2OT)	L	78-79	
D12	• NC State (OT)	L	68-73	
D15	Minnesota	W	75-69	
D16	[3]	• Wake Forest	W	79-62
D18	• at Virginia	W	91-70	
D29	Mississippi State ¹	L	62-64	
D30	Louisville	L	64-83	
J3	at Geo. Washington	W	67-56	
J6	• South Carolina	L	77-86	
J10	at Georgetown	W	83-70	
J13	[10]	• at Duke	L	68-84
J16	George Washington	W	81-67	
J20	• at NC State	L	61-68	
J22	at Miami	W	71-68	
F3	at Navy	L	58-67	
F6	• No. Carolina	W	79-62	
F9	• at South Carolina	L	68-85	
F10	• at Clemson	L	61-73	
F13	[7]	• Duke	L	53-79
F17	• at Wake Forest	L	78-81	
F19	• at No. Carolina	L	67-70	
F21	• Virginia	L	68-72	
F24	• Clemson	L	68-75	
M1	[8]	Duke ²	L	58-71

1-Sugar Bowl Tournament at New Orleans, La. (Loyola Field House); 2-ACC Tournament at Raleigh, N.C. (Reynolds Coliseum)

1962-63

Record: 8-13 H: 5-6 A: 3-6 N: 0-1

ACC: 4-10, 6th place (tie)

D1	Penn State	L	61-62	
D4	at Georgetown	L	70-79	
D9	[2]	• at Duke	L	56-92
D11	• NC State (OT)	L	74-76	
D15	• at Virginia	W	67-61	
D19	• Wake Forest	L	74-85	
J5	• South Carolina	W	68-63	
J7	George Washington	W	74-72	
J12	Navy	W	67-61	
J14	[10]	• No. Carolina	L	56-78
J19	• at NC State	L	59-79	
F1	at Geo. Washington	W	68-67	
F4	Georgetown	W	73-72	
F7	• at No. Carolina	L	68-82	
F9	• at Clemson	L	60-62	
F11	• at South Carolina	W	51-44	
F14	• at Wake Forest	L	54-75	
F16	• Virginia	L	69-71	
F19	[2]	• Duke	L	70-76
F23	• Clemson	W	69-67	

F28	Wake Forest ¹	L	41-80
-----	--------------------------	---	-------

1-ACC Tournament at Raleigh, N.C. (Reynolds Coliseum)

1963-64

Record: 9-17 H: 5-4 A: 2-10 N: 2-3 ACC:

5-9, 6th place

D2	• Virginia	W	68-58
D4	at Georgetown	L	72-83
D7	at Penn State	L	62-91
D10	• NC State	W	72-62
D14	West Virginia	W	74-72
D16	• Clemson	W	56-48
D20	Tennessee ¹	L	59-70
D21	Louisiana State ¹	W	75-65
D27	Arizona ²	L	54-57
D28	Columbia ²	W	82-76
J6	• South Carolina (OT)	L	69-73
J11	at Navy	L	55-6

2002 NCAA CHAMPIONS 2004 ACC CHAMPIONS

J11	• at Duke	L 85-96
J13	• Clemson	W 83-78
J16	• Virginia	L 77-78
F7	[2] • at No. Carolina	L 87-107
F5	• NC State	L 81-86
F8	West Virginia	W 91-84
F10	• Duke	L 83-93
F12	at Navy	L 68-72
F15	• at Virginia	L 78-84
F19	[3] • No. Carolina	L 86-88
F22	• at Clemson	W 84-83
M1	at Georgetown	W 83-78
M6	[13] South Carolina ⁴	L 71-92

1-Marshall Invitational at Huntington, W. Va. (Memorial Field House); 2-Charlotte Invitational at Charlotte, N.C. (Charlotte Coliseum); 3-at Greensboro, N.C. (Greensboro Coliseum); 4-ACC Tournament at Charlotte, N.C. (Charlotte Coliseum)

CHARLES 'LEFTY' DRIESELL



17 Seasons
1969-70 to
1985-86
Rec.: 348-159
Conf.: 122-100

1969-70

Record: 13-13 H: 10-4 A: 3-7 N: 0-2
ACC: 5-9, 6th

D1	Buffalo	W 97-77
D3	at Geo. Washington	W 92-71
D10	at Princeton	L 67-75
D13	• Wake Forest	L 87-104
D15	[8] • South Carolina	L 68-101
D19	Army ¹	L 54-69
D20	Fordham ¹	W 94-71
D29	Delaware	W 94-58
J2	[15] • NC State ²	L 57-91
J3	• at Wake Forest ²	W 96-88
J7	West Virginia	W 83-76
J10	[3] • at South Carolina	L 44-55
J12	• at Clemson	W 75-68
J14	Navy	W 73-57
J24	Maine	W 97-68
J28	• Duke	W 52-50
J31	[9] • No. Carolina	L 69-77
F4	• at NC State	L 54-64
F7	Georgetown	W 81-71
F11	• at Virginia	L 69-71
F18	[13] • at No. Carolina	L 83-90
F21	• at Duke	L 76-87
F23	• Clemson	W 103-85
F25	at West Virginia	L 78-83
F28	• Virginia	W 79-71
M5	[19] NC State ³	L 57-67

1-Maryland Invitational Tournament at College Park, Md. (Cole Field House); 2-at Greensboro, N.C. (Greensboro Coliseum); 3-ACC Tournament at Charlotte, N.C. (Charlotte Coliseum)

1970-71

Record: 14-12 H: 11-4 A: 3-7 N: 0-1
ACC: 5-9, 6th place (tie)

D1	Delaware	W 86-73
D5	Buffalo	W 109-70
D8	Lehigh	W 85-66
D12	• Wake Forest	W 72-71
D16	[2] • at South Carolina	L 70-96
D19	at Georgetown	L 79-92
D22	Tampa	W 80-72
D29	Miami	W 111-77
J2	Richmond	W 99-67
J6	• NC State	L 81-83
J9	[2] • South Carolina (OT)	W 31-30
J11	• Clemson	W 56-52
J23	George Washington	W 69-67
J27	at Loyola (Md.)	W 88-69
J30	[20] • at No. Carolina	L 79-105
F3	• at NC State	L 61-71
F6	• at Duke	W 88-79
F10	• at Virginia	L 63-78
F13	• Duke	L 67-70
F17	[8] • No. Carolina	L 76-100
F20	at Seton Hall	W 56-55
F23	• at Clemson (OT)	L 45-51
F27	West Virginia	L 81-83
M2	• at Wake Forest	L 66-72
M6	• Virginia (OT)	W 89-84
M11	[6] South Carolina ¹	L 63-71

1-ACC Tournament at Greensboro, N.C. (Greensboro Coliseum)

1971-72

Record: 27-5 H: 14-0 A: 7-4 N: 6-1
ACC: 8-4, 2nd place (tie), ACC Tournament Finalist

Postseason: NIT Champion, AP No. 14, UPI No. 11

D1	[6] Brown	W 100-83
D4	[6] at Geo. Washington	W 117-96
D8	[5] • at Virginia	L 57-78
D13	[5] Georgetown	W 79-46
D17	[15] Canisius	W 86-77
D20	[15] at Loyola (Md.)	W 73-60
D22	[15] at Holy Cross	W 102-79
D29	[16] Western Kentucky ¹	W 103-67
D30	[16] [9] St. John's ¹	W 90-69
J5	[12] • NC State	W 83-70
J8	[12] • at Clemson	L 61-63
J10	[12] • at Wake Forest ²	W 49-46
J22	at Navy	W 85-60
J25	[18] Buffalo	W 82-58
J29	[18] [3] • at No. Carolina	L 72-92
J31	[18] • at NC State	W 66-65
F5	• Duke	W 77-58
F9	[20] Duquesne	W 85-71
F12	at Long Island	W 78-60
F16	[19] [3] • No. Carolina (OT)	W 79-77
F19	[19] • Clemson	W 67-57
F22	[12] Richmond	W 76-61
F26	[12] • at Duke	L 59-68
M1	[18] • Wake Forest (OT)	W 64-56
M4	[18] [12] • Virginia	W 45-42
M9	[13] Clemson ³	W 54-52
M10	[13] [15] Virginia ³	W 62-57
M11	[13] [3] No. Carolina ³	L 64-73
M18	[14] St. Joseph's ⁴	W 67-55
M20	[14] Syracuse ⁴	W 71-65
M23	[14] Jacksonville ⁴	W 91-77
M25	[14] Niagara ⁴	W 100-69

1-Maryland Invitational at College Park, Md. (Cole Field House); 2-at Greensboro, N.C. (Greensboro Coliseum); 3-ACC Tournament at Greensboro, N.C. (Greensboro Coliseum); 4-National Invitation Tournament at New York, N.Y. (Madison Square Garden)

1972-73

Record: 23-7 H: 12-1 A: 8-4 N: 3-2
ACC: 7-5, 3rd place, ACC Tournament Finalist

Postseason: NCAA Elite Eight, AP No. 8, UPI No. 10

N29	[3] Brown	W 127-82
D2	[3] at Richmond	W 82-50
D9	[3] at Canisius	W 107-80
D12	[3] at Georgetown	W 99-73
D22	[2] George Washington	W 88-79
D29	[2] Georgia Tech ¹	W 90-55
D30	[2] Syracuse ¹	W 90-76
J2	[2] Kent	W 76-58
J6	[2] • at Clemson	W 79-75
J9	[2] • Virginia	W 93-74
J14	[2] [3] • NC State	L 85-87
J20	[3] at Navy	W 76-67
J22	[3] • Wake Forest	W 105-76
J23	[4] Long Island	W 100-73
J27	[4] [3] • No. Carolina	W 94-88
J31	[3] [2] • at NC State	L 78-89
F3	[3] • at Duke	L 81-85
F8	[9] at Fordham	W 83-72
F11	[9] Buffalo	W 93-64
F14	[10] [6] • at No. Carolina	L 85-95
F17	[10] • Clemson	W 69-66
F21	[8] at Duquesne	W 81-71
F24	[8] • Duke	W 96-68
F28	[9] • at Wake Forest	L 60-62
M3	[9] • at Virginia	W 92-81
M8	[10] Clemson ²	W 77-61
M9	[10] Wake Forest ²	W 73-65
M10	[10] [2] NC State ²	L 74-76
M15	[8] [14] Syracuse ³	W 91-75
M17	[8] [4] Providence ³	L 89-103

1-Maryland Invitational at College Park, Md. (Cole Field House); 2-ACC Tournament at Greensboro, N.C. (Greensboro Coliseum); 3-NCAA East Regional at Charlotte, N.C. (Charlotte Coliseum)

1973-74

Record: 23-5 H: 12-1 A: 7-3 N: 4-1
ACC: 9-3, 2nd place (tie), ACC Tournament Finalist

Postseason: AP No. 4, UPI No. 4

D1	[4] [1] at UCLA	L 64-65
D5	[4] Eastern Kentucky	W 106-57
D11	[4] Georgetown	W 115-83
D21	[2] San Francisco ¹	W 78-60
D22	[2] Santa Clara ¹	W 53-32
D29	[2] Holy Cross ²	W 102-75
D30	[2] Boston College ²	W 58-37
J2	[3] at Richmond	W 96-60
J5	[3] • Clemson	W 89-60
J11	[3] • at Wake Forest	W 72-59

J13	[3] [4] • at NC State	L 74-80
J17	[4] Fordham	W 112-73
J19	[4] at Navy	W 52-50
J22	[5] Canisius	W 86-73
J26	[5] [4] • at No. Carolina	L 73-82
J30	[6] [2] • NC State	L 80-86
F2	[6] • Duke	W 104-83
F6	[7] • at Virginia	W 88-81
F9	[7] George Washington ³	W 92-71
F13	[6] [4] • No. Carolina	W 91-80
F16	[6] • at Clemson	W 56-54
F20	[5] Duquesne	W 98-72
F23	[5] • at Duke	W 64-61
F27	[5] • Wake Forest	W 77-68
M2	[5] • Virginia	W 110-75
M7	[4] Duke ⁴	W 85-66
M8	[4] [6] No. Carolina ⁴	W 105-85
M9	[4] [1] NC State (OT) ⁴	L 100-103

1-Cable Car Classic at Oakland, Calif. (Oakland Coliseum); 2-Maryland Invitational at College Park, Md. (Cole Field House); 3-at Landover, Md. (Capital Centre); 4-ACC Tournament at Greensboro, N.C. (Greensboro Coliseum)

1974-75

Record: 24-5 H: 12-2 A: 10-1 N: 2-2
ACC: 10-2, ACC Regular Season Champion

Postseason: NCAA Elite Eight, AP No. 5, UPI No. 5

N18	[4] Richmond	W 106-81
D4	[4] • at Wake Forest	W 99-78
D7	[4] Long Island	W 99-84
D10	[5] Georgetown ¹	W 104-71
D12	[5] DePaul	W 113-49
D21	[5] George Washington ¹	W 81-67
D27	[5] Georgia Tech ²	W 105-67
D28	[5] [3] UCLA ²	L 75-81
J2	[7] Appalachian State	W 96-50
J4	[7] [19] Notre Dame	W 90-82
J8	[5] • Duke	W 83-77
J11	[5] [19] • Wake Forest	W 89-73
J16	[5] [4] • NC State	W 103-85
J18	[5] at Navy	W 87-73
J22	[3] • at Clemson	L 82-83
J25	[3] [14] • No. Carolina	L 66-69
F1	[8] [2] • at NC State	W 98-97
F4	[4] • Virginia	W 86-79
F6	[4] at Fordham	W 65-46
F8	[4] • at Duke	W 104-80
F15	[3] • at No. Carolina	W 96-74
F19	[3] • at Virginia	W 70-51
F23	[3] at Duquesne	W 103-82
F26	[2] [11] • Clemson	W 70-64
M1	[2] E. Tennessee State	W 104-87
M2	[2] [8] NC State ³	L 85-87
M18	[4] Creighton ⁴	W 83-79
M20	[4] [9] Notre Dame ⁵	W 83-71
M22	[4] [3] Louisville ⁵	L 82-96

1-at Landover, Md. (Capital Centre); 2-Maryland Invitational at College Park, Md. (Cole Field House); 3-ACC Tournament at Greensboro, N.C. (Greensboro Coliseum); 4-NCAA Midwest Region First Round at Lubbock, Texas (Memorial Coliseum); 5-NCAA Midwest Regional at Las Cruces, N.M. (Pan American Center)

1975-76

Record: 22-6 H: 13-2 A: 8-3 N: 1-1
ACC: 7-5, 2nd place (tie)

Postseason: AP No. 11, UPI No. 13

N29	[3] East Carolina	W 127-84
D3	[2] DePaul	W 99-42
D6	[2] at Richmond	W 98-71
D10	[2] Boston University	W 122-82
D18	[2] Georgia Tech	W 93-65
D22	[2] Fordham	W 81-56
D20	[2] UNC Charlotte	W 70-60
D29	[2] Seton Hall ¹	W 104-69
D30	[2] Princeton ¹	W 66-59
J3	[2] Long Island	W 111-88
J7	[2] at Geo. Washington	W 82-72
J10	[2] [7] • at Wake Forest ²	L 93-96
J14	[2] [13] • at NC State	W 87-69
J17	[2] at Navy	W 87-69
J21	[2] • Clemson	L 77-82
J25	[2] [5] • at No. Carolina (OT)	L 93-95
J28	[7] [8] • NC State	W 102-84
J31	[7] [10] at Notre Dame	W 69-63
F4	[5] • at Virginia	W 69-66
F7	[5] • Duke	W 102-91
F11	[4] [3] • No. Carolina	L 69-81
F14	[4] • at Clemson	W 98-89
F18	[7] at Georgetown	W 72-63
F21	[7] • at Duke	L 67-69
F25	[10] • Wake Forest	W 105-91
F28	[10] • Virginia	W 81-73
M4	[9] Duke (OT) ³	W 80-78
M5	[9] Virginia ³	L 65-73

1-Maryland Invitational at College Park, Md. (Cole Field House); 2-at Greensboro, N.C. (Greensboro Coliseum); 3-ACC Tournament at Landover, Md. (Capital Centre)

1976-77

Record: 19-8 H: 15-4 A: 3-3 N: 1-1
ACC: 7-5, 4th place

N27	[8] Notre Dame (OT)	L 79-80
N30	[16] Ball State	W 86-70
D2	[16] Long Island	W 49-45
D4	[16] Princeton	W 58-45
D8	[17] East Carolina	W 80-69
D12	[17] [19] DePaul	W 92-74
D18	[14] Appalachian State	W 76-74
D22	[15] Bucknell	W 106-72
D28	[16] Xavier ¹	W 84-74
D29	[16] [18] Syracuse ¹	W 96-85
F4	[15] Richmond	W 90-87
J8	[15] [10] • Wake Forest (OT)	L 85-86
J9	[15] • NC State	W 87-80
J15	[14] Navy ²	W 62-54
J19	[13] • at Clemson	L 71-93
D22	[13] [4] • No. Carolina	L 68-71
J29	• at NC State	W 75-73
J29	George Washington	L 76-86
F2	• Virginia	W 82-67
F5	• at Duke (OT)	W 65-64
F9	[14] • at No. Carolina	L 70-97
F12	[15] • Clemson	W 84-78
F15	Pittsburgh	W 88-75
F19	• Duke	W 85-72
F22	[11] • at Wake Forest ³	W 81-80
F26	• at Virginia	L 68-77
M3	NC State ⁴	L 72-82

1-Maryland Invitational at College Park, Md. (Cole Field House); 2-at Landover, Md. (Capital Centre); 3-at Greensboro, N.C. (Greensboro Coliseum); 4-ACC Tournament at Greensboro, N.C. (Greensboro Coliseum)

1977-78

Record: 15-13 H: 10-4 A: 1-8 N: 4-1
ACC: 3-9, 6th place

N25	[14] Bucknell	W 95-62
N27	[14] American ¹	W 78-65
N28	[14] Georgetown ¹	W 91-87
D1	[14] Penn State ²	W 89-80
D7	[12] East Carolina	W 130-106
D10	[12] at Geo. Washington	L 90-101
D17	[18] Long Island	W 94-64
D21	[20] Army	W 99-77
D28	[14] Western Kentucky ³	W 91-78
D29	[14] Georgia Tech ³	W 65-63
J4	[15] • Duke	L 78-88
J7	[15] • at Wake Forest ⁴	L 75-84
J11	[16] • at NC State	L 82-88
J14	Air Force	W 74-73
J16	• Clemson	W 90-75
J21	[5] • at No. Carolina	L 71-85
J25	• NC State	L 73-80
J29	[5] at Notre Dame	L 54-69
F1	[11] • at Virginia	L 64-66
F4	UNLV	W 81-68
F8	[7] • No. Carolina	L 64-66
F11	• at Clemson	W 80-75
F16	at Pittsburgh (OT)	L 86-89
F18	[20] • at Duke	L 70-81
F22	• Wake Forest	W 91-89
F25	• Virginia	L 79-79
M1	NC State (3OT) ⁵	W 109-108
M2	[15] Duke ⁵	L 69-81

1-Trip Off Tournament at Landover, Md. (Capital Centre); 2-at Hershey, Pa. (Hershey Park Arena); 3-Maryland Invitational at College Park, Md. (Cole Field House); 4-at Greensboro, N.C. (Greensboro Coliseum); 5-ACC Tournament at Greensboro, N.C. (Greensboro Coliseum)

1978-79

Record: 19-11 H: 12-4 A: 4-4 N: 3-3
ACC: 6-6, 4th place

Postseason: NIT Second Round

N24	Bucknell	W 107-97
N28	[19] Georgetown ¹	L 65-68
D2	[19] at Air Force	W 81-68
D4	[19] at UNLV	L 88-94
D7	[19] Penn State ²	W 69-61
D9	[19] Biscayne	W 86-60
D16	East Carolina	W 82-71
D20	[4] • NC State	W 124-110
D23	Canisius	W 128-103
D29	St. Joseph's (OT) ³	W 62-56
D30	[20] Southern California ³	W 83-79
J3	[20] George Washington	W 84-72
J6	[20] • Wake Forest	L 60-86
J10	[8] • at NC State (2OT)	W 82-61
J13	[12] Louisville	L 84-99
J17	[19] • at Clemson	W 77-63

2002 NCAA CHAMPIONS 2004 ACC CHAMPIONS

M5 [20] Duke³ W 56-53
M6 [20] [4] Virginia³ W 85-62
M7 [20] [12] No. Carolina³ L 60-61
M12 [18] Tenn.-Chattanooga⁴ W 81-69
M14 [18] [9] Indiana⁴ L 64-99
1-Carrier Classic at Syracuse, N.Y. (Carrier Dome);
2-Maryland Invitational at College Park, Md. (Cole
Field House); 3-ACC Tournament at Landover, Md.
(Capital Centre); 4-NCAA Midwest Region First and
Second Round at Dayton, Ohio (Dayton Arena)

1981-82

Record: 16-13 H: 13-3 A: 2-8 N: 1-2

ACC: 5-9, 5th place

Postseason: NIT Second Round

N27	St. Peter's	W	49-42
N29	Lafayette	W	82-58
D2	Long Island	W	87-79
D5	George Mason	W	74-62
D7	UMES	W	76-64
D9	Towson	W	75-59
D12	* at NC State	L	53-74
D19	Ohio University	W	90-64
D23	* Georgia Tech	L	43-45
D29	[16] at UCLA	L	57-90
J5	[1] * No. Carolina	L	50-66
J9	* at Duke	W	40-36
J12	[3] * at Virginia (OT)	L	40-45
J16	* Clemson	W	62-57
J20	Canisius	W	91-73
J23	at Notre Dame	L	51-55
J27	at William & Mary	W	50-43
J30	* at Georgia Tech	L	63-64
F3	[13] * Wake Forest	W	61-56
F6	* Duke	W	77-60
F7	Hofstra	W	94-59
F11	[2] * at No. Carolina	L	56-59
F13	* at Clemson	L	66-75
F20	* at Wake Forest ¹	L	42-48
F24	* NC State	L	38-52
F27	[1] * Virginia (OT)	W	47-46
M5	NC State ²	L	28-40
M12	Richmond ³	W	66-50
M15	Georgia ³	L	69-83

1-at Greensboro, N.C. (Greensboro Coliseum); 2-ACC Tournament at Greensboro, N.C. (Greensboro Coliseum); 3-National Invitation Tournament at New York, N.Y. (Madison Square Garden)

1982-83

Record: 20-10 H: 14-3 A: 5-4 N: 1-3

ACC: 8-6, 3rd place (tie)

Postseason: NCAA Second Round

N27	Penn State ¹	L	79-97
D1	UMES	W	91-70
D4	at Canisius	W	67-66
D8	St. Joseph's	L	56-64
D11	Duquesne	W	85-64
D14	Towson	W	66-56
D23	[3] UCLA (2OT)	W	80-79
J3	American	W	73-71
J5	William & Mary	W	56-51
J8	[4] * Virginia	L	64-83
J12	[11] * at No. Carolina	L	71-72
J15	* Duke	L	67-86
J19	* at Clemson	W	80-61
J22	Notre Dame	W	68-67
J26	at Holy Cross ²	W	55-53
J29	* NC State	W	86-81
J31	Navy	W	98-73
F2	Old Dominion	W	87-67
F5	* Georgia Tech	W	77-68
F9	* at Wake Forest ³	L	66-79
F16	[3] * No. Carolina	W	106-94
F19	* Clemson	W	92-88
F21	* at Duke	W	101-90
F23	* at Georgia Tech	L	60-70
F26	* Wake Forest	W	83-75
M3	* at NC State	W	67-58
M7	[2] * at Virginia	L	81-83
M11	Georgia Tech (OT) ⁴	L	58-64
M17	[15] Tenn.-Chattanooga ⁵	W	52-51
M22	[1] Houston ⁵	L	50-60

1-at Baltimore, Md. (Baltimore Arena); 2-at Worcester, Mass. (Worcester Centrum); 3-at Greensboro, N.C. (Greensboro Coliseum); 4-ACC Tournament at Atlanta, Ga. (Omni); 5-NCAA First and Second Round at Houston, Texas (The Summit)

1983-84

Record: 24-8 H: 13-2 A: 6-4 N: 5-2

ACC: 9-5, 2nd place, ACC Tournament Champion

Postseason: NCAA Sweet Sixteen, AP No. 11, UPI No. 10

N26	[8] Johns Hopkins	W	108-65
D1	[6] Ohio State ¹	L	68-72
D3	[6] Canisius	W	77-55
D6	[11] Penn State ²	W	67-58
D10	[11] at Duquesne	W	78-67

D14	[9] UMES	W	104-69
D24	[8] [6] Boston College	W	89-76
D29	[6] Randolph Macon ³	W	58-52
D30	[6] La Salle ³	W	96-83
J4	[5] [12] * at NC State	W	59-55
J7	[5] William & Mary	W	58-44
J12	[5] [1] * No. Carolina	L	62-74
J14	[5] * at Duke	W	81-75
J17	[7] * Clemson	W	85-72
J21	[7] at Old Dominion	W	69-58
J28	[5] at Notre Dame	L	47-52
J31	[10] * at Virginia	W	67-66
F4	[10] [18] * at Georgia Tech (2OT)	L	70-71
F8	[13] [14] * W. Forest (2OT) ⁴	L	87-90
F11	[13] * Duke	L	84-89
F13	[13] Dayton	W	61-59
F18	* at Clemson (3OT)	W	66-65
F19	[1] * at No. Carolina	L	63-78
F23	* Georgia Tech	W	79-74
F26	[15] * Wake Forest	W	90-79
F29	[19] * NC State	W	63-50
M4	[19] * Virginia	W	74-65
M9	[14] NC State ⁵	W	69-63
M10	[14] [19] Wake Forest ⁵	W	66-64
M11	[14] [16] Duke ⁵	W	74-62
M17	[11] West Virginia ⁶	W	102-77
M22	[11] [6] Illinois ⁷	L	70-72

1-at East Rutherford, N.J. (Brendan Byrne Arena); 2-at Hershey, Pa. (Hershey Park Arena); 3-Maryland Invitational at College Park, Md. (Cole Field House); 4-at Greensboro, N.C. (Greensboro Coliseum); 5-ACC Tournament at Greensboro, N.C. (Greensboro Coliseum); 6-NCAA Midwest Region Second Round at Birmingham, Ala. (Birmingham Coliseum); 7-NCAA Midwest Regional at Lexington, Ky. (Rupp Arena)

1984-85

Record: 25-12 H: 14-2 A: 7-6 N: 4-4

ACC: 8-6, 4th place (tie)

Postseason: NCAA Sweet Sixteen

N23	[19] Kansas ¹	L	56-58
N24	at Ala.-Anchorage ¹	W	54-52
N25	Tennessee ¹	W	72-49
D1	West Virginia	W	56-47
D5	Cleveland State	W	95-84
D8	at Alabama	W	59-54
D11	Ohio State	W	76-73
D13	UMES	W	87-48
D22	at Loyola (Md.)	W	81-74
D25	Iowa (Iowa) ²	W	78-68
D27	at Hawaii ²	W	79-71
D28	[10] Georgia Tech ²	L	69-70
J2	[19] [17] * NC State	W	58-56
J5	[19] at Dayton	L	63-67
J9	[5] * at No. Carolina	L	74-75
J14	[2] * Duke (OT)	W	78-76
J16	* Clemson	W	94-84
J19	at UNLV	L	76-78
J21	Holy Cross	W	99-75
J26	Notre Dame	W	77-65
J27	[14] Villanova	W	77-74
J30	[17] * Virginia	W	71-58
F2	[17] [8] * Georgia Tech	L	60-72
F4	[17] Old Dominion	W	87-75
F6	[20] * at Wake Forest	W	64-62
F9	[20] [5] * at Duke	L	62-70
F13	[20] [13] * No. Carolina	L	54-60
F17	[20] * at Clemson	L	64-71
F19	[20] [8] * at Georgia Tech	L	43-48
F21	Towson	W	91-38
F24	* Wake Forest	W	69-66
F27	[16] * at NC State	W	71-70
M3	* at Virginia	W	60-55
M8	[7] Duke ³	L	73-86
M15	Miami-OH (OT) ⁴	W	69-68
M17	Navy ⁴	W	64-59
M22	Villanova ⁵	L	43-46

1-Great Alaska Shootout at Anchorage, Alaska (Sullivan Arena); 2-Rainbow Classic at Honolulu, Hawaii (Blaisdell Center); 3-ACC Tournament at Atlanta, Ga. (Omni); 4-NCAA Southeast Region First and Second Round at Dayton, Ohio (Dayton Arena); 5-NCAA Southeast Regional at Birmingham, Ala. (Birmingham Coliseum)

1985-86

Record: 19-14 H: 10-5 A: 6-7 N: 3-2

ACC: 6-8, 6th place

Postseason: NCAA Second Round

N23	[19] Northeastern	W	84-72
N26	[17] at George Mason	W	81-80
N30	[17] at Ohio State	L	66-78
D3	Fairleigh Dickinson	W	74-51
D5	William & Mary	W	77-48
D7	[14] UNLV	L	61-64
D12	at West Virginia	W	42-41
D13	Towson	W	91-58
D21	Alabama	W	60-58
D28	Stanford ¹	W	67-65
D29	at Hawaii-Pacific ¹	W	92-85

J4	* Duke	L	75-81
J7	Randolph Macon	W	74-50
J11	* at Georgia Tech	L	67-68
J14	[1] * No. Carolina	L	67-71
J19	* at Virginia	L	49-70
J23	* NC State	L	55-67
J25	[2] * at Duke	L	68-80
J28	* Wake Forest	W	77-55
F1	at Villanova	L	62-64
F3	[14] at Notre Dame	L	62-69
F8	* Clemson	W	78-69
F13	[17] * at NC State	W	67-66
F15	* at Clemson	L	60-70
F17	UMES	W	91-44
F20	[1] * at No. Carolina (OT)	W	77-72
F22	[5] * Georgia Tech	L	70-77
F26	* at Wake Forest ²	W	59-48
M1	* Virginia	W	87-72
M7	[4] No. Carolina ³	W	85-75
M8	[6] Georgia Tech ³	L	62-64
M14	Pepperdine ⁴	W	69-64
M16	[11] UNLV ⁴	L	64-70

1-Hawaii-Pacific Tournament at Wailuku, Hawaii (War Memorial Coliseum); 2-at Greensboro, N.C. (Greensboro Coliseum); 3-ACC Tournament at Greensboro, N.C. (Greensboro Coliseum); 4-NCAA First and Second Round at Long Beach, Calif. (Long Beach Arena)

BOB WADE

3 Seasons
1986-87 to
1988-89
Rec.: 36-50
Conf.: 7-35

1986-87

Record: 9-17 H: 8-8 A: 1-8 N: 0-1

ACC: 0-14, 8th

D27	Winthrop	W	76-58
D29	Fairleigh Dickinson	W	70-59
D31	Notre Dame	L	50-63
J3	[19] * at NC State	L	47-69
J5	Towson	W	79-71
J8	[3] * at No. Carolina	L	65-98
J10	* Virginia	L	64-71
J14	[14] * Duke	L	61-85
J17	[12] * at Clemson	L	64-72
J19	Bucknell	W	77-68
J21	West Virginia	W	65-62
J24	at Old Dominion	L	73-87
J28	at James Madison	W	90-76
J31	* at Georgia Tech	L	72-76
F2	* at Wake Forest	L	58-69
F4	[12] * Clemson	L	79-80
F7	[16] * at Duke	L	67-76
F10	* Georgia Tech	L	74-78
F14	[3] * No. Carolina	L	86-93
F16	Central Florida	W	73-55
F18	UMBC	W	78-64
F22	* Wake Forest	L	68-75
F25	* NC State	L	72-85
F27	UMES	W	117-51
M1	* at Virginia	L	77-82
M6	[2] No. Carolina ¹	L	63-82

1-ACC Tournament at Landover, Md. (Capital Centre)

1987-88

Record: 18-13 H: 8-4 A: 6-7 N: 4-2

ACC: 6-8, 5th place

Postseason: NCAA Second Round

N27	Georgia (Md.) ¹	W	74-60
N28	Mississippi ¹	W	77-69
D3	Winthrop	W	65-52
D5	at West Virginia	L	49-75
D8	at Mount St. Mary's	W	82-54
D10	East Carolina	W	75-59
D12	at Louisiana State	L	54-55
D28	South Carolina	W	82-77
D30	Arkansas	W	88-61
J2	* Wake Forest	W	93-76
J6	at Missouri	L	85-93
J9	* Clemson	W	68-53
J14	[2] * No. Carolina	L	65-71
J16	[7] * at Duke	W	72-69
J20	* at Virginia	L	72-84
J27	* NC State	L	81-83
F2	at Notre Dame	W	78-75
F6	at Old Dominion	W	70-65
F8	* Georgia Tech	L	83-96
F10	* at Clemson	W	70-66
F13	[8] * Duke	L	83-90
F17	* at Georgia Tech	L	82-104

F20	[5] * at No. Carolina	L	73-74
F25	UMES	W	101-51
F27	* at Wake Forest ²	W	70-65
M3	[16] * at NC State	L	68-74
M5	* Virginia	W	69-63
M11	[18] Georgia Tech ³	W	84-67
M12	[9] No. Carolina ³	L	64-74
M18	UC Santa Barbara ⁴	W	92-82
M20	[6] Kentucky ⁴	L	81-90

1-MCI Harbor Classic at Baltimore, Md. (Baltimore Arena); 2-at Greensboro, N.C. (Greensboro Coliseum); 3-ACC Tournament at Greensboro, N.C. (Greensboro Coliseum); 4-NCAA First and Second Round at Cincinnati, Ohio (Riverfront Coliseum)

1988-89

Record: 9-20 H: 5-9 A: 0-10 N: 4-1

ACC: 1-13, 8th place

N25	Texas Christian ¹	W	74-67
N26	Georgia State ¹	W	69-62
D1	UMES	W	97-53
D5	at South Carolina	L	51-57
D7	Morgan State	W	73-61
D10	at Arkansas	L	68-73
D13	Monmouth	W	74-70
D27	West Virginia	L	61-69
D29	Lamar ²	W	74-65
D30	at Texas-El Paso ²	L	51-89
J2	Louisiana State	L	77-79
J4	* at Wake Forest	L	60-70
J7	* at Clemson	L	58-75
J11	[8] * at No. Carolina	L	72-88
J14	[1] * Duke	L	72-82
J17	* Virginia (OT)	L	58-64
J24	[5] Missouri	L	73-87
J29	[15] NC State	L	67-90
F1	UMBC	W	78-66
F4	* at Georgia Tech	L	74-87
F7	* Clemson	W	98-87
F11	[14] * at Duke	L	60-86
F14	* Georgia Tech	L	66-67
F19	[8] * No. Carolina	L	75-86
F25	* Wake Forest	L	61-75
M2	[20] * at NC State	L	77-94
M5	* at Virginia	L	5

2002 NCAA CHAMPIONS 2004 ACC CHAMPIONS



J5	[10]	• Georgia Tech	L 75-85
J9	[6]	• at No. Carolina	L 73-101
J13		• at Florida State	L 85-105
J16		• Wake Forest	L 73-86
J19		Oklahoma ¹	W 89-78
J23		• at NC State	W 70-65
J26		• at Clemson	L 72-82
J30	[7]	• Duke	L 62-78
F4	[24]	• Virginia	L 68-70
F6	[22]	• at Georgia Tech	L 79-93
F9	[6]	• No. Carolina	L 63-77
F13	[10]	• Florida State	L 84-87
F17	[10]	• at Wake Forest	L 64-88
F24		• NC State	W 88-71
F27		• Clemson	L 73-81
M3	[6]	• at Duke	L 79-95
M6		• at Virginia	L 74-88
M11		NC State ²	W 76-55
M12	[1]	No. Carolina ²	W 66-102

1-at Baltimore, Md. (Baltimore Arena); 2-ACC Tournament at Charlotte, N.C. (Charlotte Coliseum)

1993-94

Record: 18-12 H: 10-3 A: 4-6 N: 4-3

ACC: 8-8, 4th place (tie)

Postseason: NCAA Sweet Sixteen, USA Today/CNN No. 11

N26	[15]	• at Georgetown (OT) ¹	W 84-83	
N27		Cornell	W 92-41	
N30		Rider	W 93-79	
D2		UMBC	W 89-80	
D4		Morgan State	W 85-62	
D7		Oklahoma ²	L 85-88	
D23		Towson ³	W 109-71	
D28		Hofstra ⁴	W 93-67	
D29	[9]	Massachusetts ⁴	L 80-94	
J4	[12]	• at Georgia Tech	W 91-88	
J8	[2]	• No. Carolina	L 70-75	
J11		• Florida State	W 80-74	
J15		• at Wake Forest	W 61-58	
J22	[25]	• NC State	W 102-70	
J26	[18]	• Clemson	W 73-53	
J29	[18]	[2]	• at Duke	L 62-75
F2	[21]	• at Virginia	L 66-73	
F5	[21]	• Georgia Tech	L 71-83	
F10	[1]	• at No. Carolina	L 89-95	
F12		• at Florida State	W 69-66	
F16		• Wake Forest	W 81-58	
F19		Loyola (Md.)	W 94-71	
F23		• at NC State	L 71-79	
F26		• at Clemson	L 67-73	
M2	[2]	• Duke	L 69-73	
M5		• Virginia	W 70-68	
M11		Virginia ⁵	L 63-69	
M17	[24]	St. Louis ⁵	W 74-66	
M19	[8]	Massachusetts ⁶	W 95-87	
M25	[11]	Michigan ⁷	L 71-78	

1-at Landover, Md. (Capital Centre); 2-at Oklahoma City, Okla. (The Myriad); 3-at Baltimore, Md. (Baltimore Arena); 4-Hall of Fame Classic at Springfield, Mass. (Springfield Civic Center); 5-ACC Tournament at Charlotte, N.C. (Charlotte Coliseum); 6-NCAA Midwest Region First and Second Rounds at Wichita, Kan. (Kansas Coliseum); 7-NCAA Midwest Regional at Dallas, Texas (Reunion Arena)

1994-95

Record: 26-8 H: 16-0 A: 4-4 N: 6-4

ACC: 12-4, ACC Regular Season Co-Champion

Postseason: NCAA Sweet Sixteen, AP No. 10, USA Today/CNN No. 11

N21	[7]	Chaminade ¹	W 95-67
N22	[7]	Utah ¹	W 90-78
N23	[7]	Arizona State ¹	L 90-97
N29	[11]	Loyola (Md.)	W 92-62
D3	[11]	Bucknell	W 102-64
D5	[11]	UMBC	W 102-77
D8	[11]	Colgate	W 113-53
D10	[11]	Massachusetts ²	L 74-85
D12	[12]	Towson	W 120-73
D23	[11]	Morgan State	W 138-72
D27	[9]	La Salle	W 96-80
D30	[9]	American	W 98-77
J4	[7]	[24] • Georgia Tech	W 80-67
J7	[7]	[1] • at No. Carolina	L 90-100
J10	[9]	• at Florida State	W 70-57
J14	[9]	[14] • Wake Forest	W 76-66
J22	[8]	• at NC State	W 84-67
J25	[8]	• at Clemson	W 56-51
J28	[8]	• Duke	W 74-72
J31	[5]	[15] • Virginia	W 71-62
F4	[5]	[21] • at Georgia Tech	L 91-100
F7	[8]	[1] • No. Carolina	W 86-73
F11	[8]	• Florida State	W 80-65
F15	[7]	[14] • at Wake Forest	L 54-63
F19	[7]	Cincinnati ³	W 74-72
F22	[7]	• NC State	W 84-71
F25	[7]	• Clemson	W 84-68
M1	[6]	• at Duke	W 94-92
M5	[6]	[13] • at Virginia	L 67-92

M10	[10]	Florida State ⁴	W 71-64
M11	[10]	[4] No. Carolina (OT) ⁴	L 92-97
M16	[10]	Gonzaga ⁵	W 87-63
M18	[10]	Texas ⁵	W 82-68
M23	[10]	[8] Connecticut ⁶	L 89-99

1-Maui Invitational at Lahaina, Hawaii (Lahaina Civic Center); 2-at Baltimore, Md. (Baltimore Arena); 3-at San Antonio, Texas (Alamodome); 4-ACC Tournament at Greensboro, N.C. (Greensboro Coliseum); 5-NCAA West Region First and Second Round at Salt Lake City, Utah (Jon Huntsman Center); 6-NCAA West Regional at Oakland, Calif. (Oakland Coliseum)

1995-96

Record: 17-13 H: 11-3 A: 3-5 N: 3-5

ACC: 8-8, 4th place (tie)

Postseason: NCAA First Round

N24	[14]	[1] Kentucky ¹	L 84-96
N27	[19]	Towson ²	W 70-67
D2	[19]	Massachusetts ³	L 47-50
D3	[19]	George Washington ³	W 98-81
D6	[20]	Howard	W 88-71
D9	[20]	UCLA ⁴	L 63-73
D13		Rider	W 83-67
D23		American	W 104-79
D28		UMES	W 104-66
J3		• at Georgia Tech	L 84-98
J6	[16]	• No. Carolina (OT)	L 86-88
J13	[8]	• at Wake Forest	L 64-77
J17		Delaware State	W 118-55
J20		• NC State (OT)	W 77-74
J24	[18]	• Clemson	W 65-60
J28		• at Duke	L 73-83
F1		• at Virginia	W 80-72
F3	[25]	• Georgia Tech	W 88-74
F6	[12]	• at No. Carolina	W 84-78
F10		• at Florida State	L 78-100
F15	[8]	• Wake Forest	L 78-85
F18		Missouri	W 91-72
F22		• at NC State	W 86-84
F24		• at Clemson	L 61-68
F28		• Duke	L 75-77
M2		• Virginia	W 83-71
M4		• Florida State	W 88-78
M8		Duke ⁵	W 82-69
M9	[18]	Georgia Tech ⁵	L 79-84
M15		Santa Clara ⁶	L 79-91

1-Hall of Fame Tip-Off Classic at Springfield, Mass. (Springfield Civic Center); 2-at Baltimore, Md. (Baltimore Arena); 3-Franklin National Bank Classic at Landover, Md. (USAir Arena); 4-John Wooden Classic at Anaheim, Calif. (Arrowhead Pond of Anaheim); 5-ACC Tournament at Greensboro, N.C. (Greensboro Coliseum); 6-NCAA West Region First Round at Tempe, Ariz. (Special Events Center)

1996-97

Record: 21-11 H: 11-3 A: 5-4 N: 5-4

ACC: 9-7, 4th place (tie)

Postseason: NCAA First Round, AP No. 22

N26		Howard	W 93-55
N30		Towson State	W 93-76
D2		Chicago State	W 94-44
D4		UMBC	W 67-31
D8		California ¹	W 80-64
D9		George Washington ¹	W 74-68
D12		Georgia Tech	W 77-63
D21	[25]	American	W 81-74
D23	[21]	Lafayette	W 108-67
D27	[21]	Pittsburgh ²	W 66-63
D28	[21]	at Hawaii ²	W 76-59
D30	[19]	Georgia (OT) ²	L 65-73
J4	[19]	Virginia	W 78-62
J8	[19]	[13] at No. Carolina	W 85-75
J12	[19]	at NC State	W 68-59
J15	[11]	[3] Clemson	L 63-67
J19	[11]	[2] at Wake Forest	W 54-51
J21	[7]	Pennsylvania ³	W 103-73
J26	[7]	[10] Duke	W 70-70
J29	[5]	at Florida State	L 70-74
F1	[5]	[2] Wake Forest	L 69-74
F5	[7]	NC State	W 66-55
F8	[7]	[10] at Clemson	L 68-80
F13	[10]	Florida State	W 73-57
F15	[10]	Massachusetts ⁴	L 61-78
F19	[14]	at Georgia Tech	W 76-68
F22	[14]	[12] No. Carolina	L 81-93
F27	[16]	[7] at Duke	L 69-81
M2	[16]	at Virginia	L 74-81
M7	[22]	[13] Clemson ⁵	W 76-61
M8	[22]	NC State ⁵	L 58-65
M13	[22]	[16] College of Charleston ⁶	L 66-75

1-Franklin National Bank Classic at Landover, Md. (USAir Arena); 2-Rainbow Classic at Honolulu, Hawaii (Blaisdell Center); 3-at Baltimore, Md. (Baltimore Arena); 4-at Worcester, Mass. (Worcester Centrum); 5-ACC Tournament at Greensboro, N.C. (Greensboro Coliseum); 6-NCAA Southeast Region First Round at Memphis, Tenn. (The Pyramid)

1997-98

Record: 21-11 H: 12-2 A: 3-5 N: 6-4

ACC: 10-6, 3rd place

Postseason: NCAA Sweet Sixteen, AP No. 20, USA Today/NABC No. 22

N14	[7]	South Carolina (OT) ¹	L 72-76
N18		Fairleigh Dickinson	W 81-70
N22		Mount St. Mary's	W 102-74
N25	[24]	Florida International	W 117-70
D4	[23]	[17] • at Clemson (OT)	L 65-78
D7	[23]	[2] Kansas ²	W 86-83
D8	[19]	George Washington ²	L 66-70
D13	[19]	UMBC	W 104-66
D22	[20]	UNC Asheville	W 110-52
D27	[20]	UNC Wilmington	W 74-36
D30	[20]	at Missouri	L 79-83
J3	[20]	[3] • Duke	L 72-104
J7	[13]	• Florida State	W 81-74
J10		• at NC State	W 68-65
J14	[1]	• No. Carolina (OT)	W 89-83
J17		• at Wake Forest	L 60-72
J21		• at Georgia Tech	W 70-67
J24	[23]	• Clemson	W 74-69
J29	[23]	[1] • at Duke	L 59-86
F1	[23]	• Virginia	W 77-70
F7	[25]	• at Florida State	W 68-62
F11	[24]	• NC State	W 78-63
F14	[24]	[1] • at No. Carolina	L 67-85
F19	[25]	• at Wake Forest	L 79-83
F21	[25]	• Georgia Tech	W 81-69
F24		• at Virginia	W 74-66
F28	[24]	Temple ¹	W 83-66
M6	[20]	Georgia Tech ⁴	W 83-65
M7	[20]	[1] No. Carolina (OT) ⁴	L 73-83
M12	[20]	Utah State ⁵	W 82-68
M14	[20]	[22] Illinois ⁵	W 67-61
M19	[20]	[4] Arizona ⁶	L 79-87

1-Black Coaches Association Classic at Minneapolis, Minn. (Target Center); 2-Franklin National Bank Classic at Washington, D.C. (MCI Center); 3-at Baltimore, Md. (Baltimore Arena); 4-ACC Tournament at Greensboro, N.C. (Greensboro Coliseum); 5-NCAA West Region First and Second Round at Sacramento, Calif. (Arco Arena); 6-NCAA West Regional at Anaheim, Calif. (Arrowhead Pond of Anaheim)

1998-99

Record: 28-6 H: 13-1 A: 7-3 N: 8-2

ACC: 13-3, 2nd place

Postseason: NCAA Sweet Sixteen, AP No. 5, USA Today/NABC No. 8

N14	[6]	Western Carolina	W 113-46
N17	[6]	UMBC	W 90-62
N20	[6]	Hofstra	W 89-59
N23	[5]	Duquesne	W 81-47
N26	[5]	at AU Puerto Rico ¹	W 82-32
N27	[5]	[10] UCLA ¹	L 70-54
N28	[5]	Pittsburgh ¹	W 87-52
D3	[2]	Wake Forest	W 92-69
D6	[2]	Stanford ²	W 62-60
D7	[2]	DePaul ²	W 92-75
D12	[2]	at Kentucky	L 91-103
D19	[5]	Princeton ³	W 81-58
D23	[5]	North Texas	W 132-57
D27	[5]	South Carolina State	W 104-70
J3	[4]	[2] • Duke	L 64-82
J7	[5]	• at Virginia	W 71-66
J10	[5]	• NC State	W 94-48
J13	[5]	[9] • at No. Carolina	W 89-76
J19	[4]	• at Georgia Tech	W 77-62
J24	[4]	• at Clemson (OT)	W 81-79
J27	[4]	• Florida State	W 107-87
J31	[4]	• at Wake Forest	L 72-85
F3	[7]	[2] • at Duke	L 77-95
F6	[7]	• Virginia	W 88-72
F10	[7]	• at NC State	W 63-50
F13	[7]	[12] • No. Carolina	W 81-64
F21	[5]	• Georgia Tech	W 91-60
F24	[5]	• Clemson	W 77-60
F27	[5]	• at Florida State	W 84-75
M5	[5]	Florida State ⁴	W 93-69
M6	[5]	[15] No. Carolina ⁴	L 79-86
M11	[5]	Valparaiso ⁵	W 82-60
M13	[5]	Creighton ⁵	W 75-63
M18	[5]	[9] St. John's ⁶	L 62-76

1-Puerto Rico Shootout at Bayamon, P.R. (Eugenio Guerra Sports Complex); 2-BB&T Classic at Washington, D.C. (MCI Center); 3-at Baltimore, Md. (Baltimore Arena); 4-ACC Tournament at Greensboro, N.C. (Greensboro Coliseum); 5-NCAA South Region First and Second Rounds at Orlando, Fla. (Orlando Arena); 6-NCAA South Regional at Knoxville, Tenn. (Thompson-Boling Arena)

1999-00

Record: 25-10 H: 15-1 A: 4-5 N: 6-4

ACC: 11-5, 2nd place, ACC Tournament Finalist

Postseason: NCAA Second Round, AP No. 17, USA Today/ESPN No. 25

N17		San Francisco ¹	W 71-61
N19		Tulane ¹	W 78-70
N22	[24]	Fairleigh Dickinson	W 104-45
N24	[24]	[11] Kentucky ²	L 58-61
N26	[24]	Notre Dame ²	W 72-67
N30	[24]	Iowa ³	W 83-65
D4	[24]	[16] Illinois ⁴	W 69-67
D5	[24]	George Washington ⁴	L 69-74
D7	[21]	Winthrop (OT)	W 76-65
D11	[21]	[23] Kentucky	W 72-66
D27	[14]	George Mason	W 69-66
D30	[14]	UMBC	W 82-52
J2	[14]	Coastal Carolina	W 100-48
J6	[12]	• at NC State	L 66-68
J9	[12]	[8] • Duke	L 70-80
J15	[18]	• at Georgia Tech	L 68-69
J19	[24]	• Wake Forest	W 71-53
J22	[24]	Clemson	W 74-62
J27	[22]	• at No. Carolina	L 63-75
J29	[22]	• at Florida State	W 82-63
F2	[25]	• Virginia	W 91-79
F6	[25]	• NC State	W 78-73
F9	[23]	[3] • at Duke	W 98-87
F13	[23]	[19] at Temple	L 65-73
F16	[22]	• Georgia Tech	W 92-70
F19	[22]	• at Wake Forest	W 73-67
F22	[19]	• at Clemson	W 76-63
F26	[19]	• No. Carolina	W 81-73
M1	[17]	• Florida State	W 85-70
M4	[17]	• at Virginia (OT)	L 87-89
M10	[20]	Florida State ⁵	W 82-61
M11	[20]	NC State ⁵	W 64-61
M12	[20]	[3] Duke ⁵	L 68-81
M16	[17]	Iona ⁶	W 74-59
M18	[17]	UCLA ^{6</}	

2002 NCAA CHAMPIONS
2004 ACC CHAMPIONS

2003-04

Record: 20-12 H: 12-4 A: 4-5 N: 4-3
ACC: 7-9, 6th place, ACC Tournament Champion
Postseason: NCAA Second Round, AP No. 19, USA Today/ESPN No. 24

N22 [25]	American	W	79-48
N25 [24]	George Mason	W	79-64
N29 [24]	Hofstra	W	87-72
D2 [25][15]	Wisconsin ¹ (OT)	W	73-67
D6 [25][17]	Gonzaga ²	L	68-82
D7 [25]	West Virginia ² (OT)	L	77-78
D10 [1]	at Florida (OT)	W	69-68
D14	Pepperdine	W	96-72
D23 [24]	UNC Greensboro	W	85-58
D28 [24]	at Florida State	L	75-79
J3	Mount St. Mary's	W	89-56
J6	MD-Eastern Shore	W	87-38
J14 [9]	at North Carolina	W	90-84
J17 [12]	at Georgia Tech	L	71-81
J21 [1]	at Duke	L	60-68
J25	at Clemson	W	65-52
J29 [19]	at Wake Forest	L	85-93
F1	at NC State	L	69-81
F4	at Virginia	W	71-67
F8	at Florida State	W	73-62
F15 [14]	at North Carolina	L	86-97
F19 [18]	at Georgia Tech	L	64-75
F22 [3]	at Duke	L	63-86
F24	at Clemson	W	70-49
F28 [11]	at Wake Forest	L	83-91
M3 [16]	at NC State	W	70-69
M7	at Virginia	W	70-61
M12 [15]	Wake Forest ³	W	87-86
M13 [17]	NC State ³	W	85-82
M14 [5]	Duke ⁴	W	95-87
M18 [19]	UTEP ⁴	W	86-83
M20 [19]	Syracuse ⁴	L	70-72

1-ACC/Big Ten Challenge at College Park, Md. (Comcast Center); 2-BB&T Classic at Washington, D.C. (MCI Center); 3-ACC Tournament at Greensboro, N.C. (Greensboro Coliseum); 4-NCAA First and Second Rounds at Denver, Colo. (Pepsi Center)

2004-05

Record: 19-13 H: 15-3 A: 2-7 N: 2-3
ACC: 7-9, 6th place
Postseason: NIT Semifinal

N19 [15]	Jackson State	W	93-57
N23 [13]	Mercer	W	93-67
N26 [13][25]	vs. Memphis ¹	W	84-61
N30 [12][25]	at Wisconsin ²	L	64-69
D4 [12]	vs. George Mason ³	W	78-54
D5 [12]	vs. Geo. Washington ³	L	92-101
D12 [23]	UNC Asheville	W	96-72
D19 [23]	at Florida State (OT)	W	90-88
D23 [24]	American	W	82-61
D28 [24]	Liberty	W	112-68
J4 [22]	Mount St. Mary's	W	85-53
J8 [22] [3]	at North Carolina	L	75-109
J11 [RV] [4]	at Wake Forest	L	66-81
J15 [RV]	Temple	W	80-69
J19 [RV]	at Virginia	W	82-68
J23 [RV] [RV]	at NC State	L	69-85
J26 [RV] [2]	at Duke	W	75-66
J30 [RV] [22]	at Georgia Tech	W	79-71
F1 [22]	at Clemson	L	73-88
F5 [22]	at Miami (OT)	L	73-75
F8 [RV]	at Virginia Tech	W	86-71
F12 [RV] [7]	at Duke (OT)	W	99-92
F16 [22]	at NC State	L	63-82
F19 [22]	at Virginia (2OT)	W	92-89
F22 [RV]	at Clemson	L	93-97
F27 [RV] [2]	at North Carolina	L	83-85
M5 [RV]	at Virginia Tech	L	76-86
M10	vs. Clemson ⁴	L	72-84
M16	Oral Roberts ⁵	W	85-72
M23	Davidson ⁵	W	78-63
M26	Texas Christian ⁵	W	85-73
M29	vs. South Carolina ⁵	L	67-75

1-Hall of Fame Tipoff Classic at Springfield, Mass.; 2-ACC/Big Ten Challenge at Madison Wisconsin (Kohl Center); 3-BB&T Classic at Washington, D.C. (MCI Center); 4-ACC Tournament at Washington D.C. (MCI Center); 5-NIT Tournament at College Park, Md. (Comcast Center); 6-NIT Semifinals at New York, N.Y. (Madison Square Garden)

2005-06

Record: 19-13 H: 14-3 A: 2-7 N: 3-3
ACC: 8-8, 6th place
Postseason: NIT First Round

N18 [21]	Fairleigh Dickinson	W	111-85
N21 [20] [8]	vs. Gonzaga ¹	L	76-88
N22 [20]	vs. Chaminade ¹	W	98-69
N23 [20] [RV]	vs. Arkansas ²	W	75-62
N27 [20]	Nicholls State	W	88-56
N30 [20]	Minnesota ²	W	83-66
D5 [17] [19]	vs. Geo. Washington ³	L	70-78
D7 [17]	Western Carolina	W	87-57
D11 [17] [6]	at Boston College	W	73-71
D23 [16]	American	W	81-55
D28 [14]	Delaware State	W	68-54
D31 [14]	VMI	W	99-68
J4 [12]	Texas A&M-CC	W	99-73
J7 [12]	at Miami	L	70-84
J11 [21] [1] [1]	at Duke	L	52-76
J15 [21] [RV]	at Wake Forest	W	90-86
J21 [22]	at Virginia Tech	W	81-72
J25 [18]	at Georgia Tech	W	86-74
J28 [18]	at Temple	L	85-91
F2 [23] [RV]	at North Carolina	L	62-77
F5 [23] [17]	at NC State	L	58-62
F7 [RV]	at Virginia	W	76-65
F11 [RV] [2]	at Duke	L	88-96
F14	at Clemson	L	77-89
F18	at Georgia Tech (OT)	W	87-84
F22	at Florida State	L	60-71
F26 [21]	at North Carolina	L	57-81
M1	at Miami	W	65-61
M3	at Virginia	W	71-70
M9	vs. Georgia Tech ⁴	W	82-64
M10 [11]	vs. Boston College ³	L	66-80
M18	Manhattan ⁵	L	84-87

1-EA Sports/Maui Invitational at Lahaina, Hawaii; 2-ACC/Big Ten Challenge; 3-BB&T Classic at Washington, DC; 4-ACC Tournament at Greensboro, N.C.; 5-Postseason NIT

2006-07

Record: 25-9 H: 17-2 A: 6-4 N: 2-3
ACC: 10-6, T3rd place
Postseason: NCAA Second Round, AP No. 18, USA Today/ESPN No. 23

N7 [RV]	Hampton ¹	W	102-75
N8 [RV]	Vermont ¹	W	81-63
N12 [RV]	Florida A&M	W	93-54
N16 [RV]	at St. John's ²	W	92-60
N17 [RV] [RV]	vs. Michigan State ²	W	62-60
N20 [24]	Winthrop	W	71-60
N24 [24]	High Point	W	81-63
N28 [19] [RV]	at Illinois ³	W	72-66
D3 [19]	vs. Notre Dame ⁴	L	74-81
D6 [22]	Fordham	W	79-59
D10 [22] [RV]	at Boston College	L	62-73
D13 [RV]	Missouri-Kansas City	W	101-50
D23 [RV]	American	W	66-54
D28 [RV]	Mount Saint Mary's	W	91-60
D31 [RV]	Siena	W	94-75
J4 [RV]	Iona	W	88-57
J10 [25]	at Miami	L	58-63
J13 [25] [14]	at Clemson	W	92-87
J16 [22]	at Virginia	L	91-103
J21 [22] [23]	at Virginia Tech (OT)	L	64-67
J24 [RV] [RV]	at Georgia Tech	W	80-65
J30 [RV]	at Florida State	L	79-96
F3 [RV]	at Wake Forest	W	79-72
F6 [RV] [RV]	at Virginia	L	65-69
F11 [RV] [16]	at Duke	W	72-60
F14	at NC State	W	85-70
F18 [RV]	at Clemson	W	82-66
F21 [RV]	at Florida State	W	73-55
F25 [RV] [5]	at North Carolina	W	89-87
F28 [24] [14]	at Duke	W	85-77
M3 [24]	at NC State	W	79-59
M8 [17]	vs. Miami ⁵	L	62-67
M15 [18]	vs. Davidson ⁵	W	82-70
M17 [18] [19]	vs. Butler ⁵	L	59-62

1-2K Sports College Hoops Classic, College Park, Md. (Comcast Center); 2-2K Sports College Hoops Classic, New York, N.Y. (Madison Square Garden); 3-ACC/Big Ten Challenge at Champaign, Illinois (Assembly Hall); 4-BB&T Classic at Washington, D.C.; 5-ACC Tournament at Tampa, Fla. (St. Pete Times Forum); 5-NCAA First and Second Round at Buffalo, N.Y. (HSBC Center)

SERIES RECORDS

Opponent (GP)	Record	Opponent (GP)	Record	Opponent (GP)	Record
Air Force (2)	2-0	High Point (1)	1-0	Penn State (16)	8-8
Alabama (3)	3-0	Hofstra (4)	4-0	Pennsylvania (15)	3-12
Alaska (1)	1-0	Holy Cross (4)	4-0	Penn Military Academy (1)	0-1
Alcorn State (1)	1-0	Houston (2)	1-1	Pepperdine (2)	2-0
American (15)	14-1	Howard (3)	3-0	Pittsburgh (6)	5-1
AU-Puerto Rico (1)	1-0	Illinois (6)	4-2	Princeton (7)	5-2
Appalachian State (2)	2-0	Indiana (6)	1-5	Providence (2)	1-1
Arizona (3)	0-3	Iona (2)	2-0	Randolph Macon (4)	3-1
Arizona State (2)	1-1	Iowa (2)	2-0	Rhode Island (2)	2-0
Arkansas (3)	2-1	Jackson State (1)	1-0	Richmond (39)	25-14
Army (4)	3-1	Jacksonville (3)	2-1	Rider (3)	3-0
Augusta College (1)	1-0	James Madison (1)	1-0	Rutgers (6)	3-3
Ball State (1)	1-0	Johns Hopkins (19)	15-4	Sacramento State (1)	1-0
Baltimore City (3)	2-1	Kansas (5)	2-3	St. Francis (Pa.) (1)	1-0
Biscayne College (2)	2-0	Kansas State (1)	1-0	St. John's (Md.) (14)	9-5
Boston College (7)	4-3	Kentucky (13)	5-8	St. John's (N.Y.) (4)	2-2
Boston University (3)	2-1	Kentucky Wesleyan (1)	1-0	St. Joseph's (4)	3-1
Brown (3)	3-0	Kent State (1)	1-0	St. Louis (1)	1-0
Bucknell (6)	6-0	Lafayette (4)	4-0	St. Peter's (1)	1-0
Buffalo (4)	4-0	Lamar (1)	1-0	San Francisco (2)	2-0
Butler (1)	0-1	La Salle (3)	3-0	Santa Clara (2)	2-1
California (1)	1-0	Lehigh (1)	1-0	Selon Hall (3)	1-1
California-Irvine (1)	1-0	Liberty (1)	1-0	Siena (2)	2-0
California-Santa Barbara (1)	1-0	Long Island (7)	7-0	South Carolina (58)	31-27
Canisius (7)	7-0	Louisiana State (4)	2-2	South Carolina State (1)	1-0
Catholic (22)	12-10	Louisville (7)	2-5	South Florida (2)	2-0
Central Florida (1)	1-0	Loyola (Md.) (13)	8-5	Southern California (USC) (3)	3-0
Chaminade (2)	2-0	Maine (1)	1-0	Southern Illinois (1)	1-0
College of Charleston (1)	0-1	Manhattan (2)	1-1	Stanford (3)	3-0
Chicago State (2)	2-0	Marshall (2)	2-0	Staunton Military Academy (1)	0-1
City College of New York (2)	1-1	Md.-Balt. County (UMBC) (13)	13-0	Stevens Institute (5)	4-1
Cincinnati (2)	2-0	Md.-Eastern Shore (UMES) (15)	15-0	Stony Brook (1)	1-0
The Citadel (3)	3-0	Massachusetts (6)	2-4	Syracuse (6)	5-1
Clemson (132)	86-46	Memphis (3)	1-2	Tampa (2)	2-0
Cleveland State (1)	1-0	Mercer (1)	1-0	Temple (8)	4-4
Coastal Carolina (1)	1-0	Miami (Fla.) (13)	5-8	Tennessee (3)	2-1
Columbia (2)	2-0	Miami (Ohio) (3)	3-0	Tennessee-Chattanooga (2)	2-0
Connecticut (4)	2-2	Michigan (5)	2-3	Texas-El Paso (3)	3-0
Coppin State (1)	0-1	Michigan State (3)	1-2	Texas (1)	1-0
Cornell (1)	1-0	Minnesota (3)	3-0	Texas A&M-Corpus Christi (1)	1-0
Creighton (2)	2-0	Mississippi (2)	1-1	Texas Christian (2)	2-0
Davidson (4)	3-1	Mississippi State (3)	0-3	Texas Tech (1)	1-0
Dayton (4)	2-2	Missouri (4)	1-3	Towson (12)	12-0
Delaware (4)	2-2	Missouri-Kansas City (1)	1-0	Tulane (1)	1-0
Delaware College (1)	0-1	Monmouth (N.J.) (2)	2-0	Tulsa (1)	1-0
Delaware State (4)	4-0	Montana State (1)	1-0	UCLA (7)	2-5
DePaul (2)	2-0	Morgan State (4)	4-0	Utah (1)	1-0
DePauw (2)	2-0	Mount Saint Joseph (3)	1-2	Utah State (1)	1-0
Detroit (1)	1-0	Mount Saint Mary's (6)	6-0	Valparaiso (1)	1-0
Duke (161)	60-101	Navy (56)	30-26	Vanderbilt (1)	1-0
Duquesne (8)	8-0	Nevada-Las Vegas (UNLV) (5)	1-4	Vermont (1)	1-0
East Carolina (6)	6-0	New Mexico A&M (1)	0-1	Villanova (3)	1-2
Eastern Kentucky (91)	1-0	New York University (2)	0-2	Virginia (166)	101-65
East Tennessee State (2)	2-0	Niagara (1)	1-0	Virginia Military Institute (50)	40-10
Evansville (2)	1-1	Nicholls State (1)	1-0	Virginia Tech (31)	25-6
Fairleigh Dickinson (6)	6-0	Norfolk State (1)	1-0	Wagner (2)	2-0
Florida (3)	1-2	North Carolina (167)	54-113	Wake Forest (113)	59-54
Florida A&M (1)	1-0	UNC Asheville (2)	2-0	Washington College (15)	12-3
Florida International (1)	1-0	UNC Charlotte (1)	1-0	Washington & Lee (51)	27-24
Florida State (34)	25-9	UNC Greensboro (2)	2-0	West Virginia (36)	15-21
Fordham (9)	8-1	UNC Wilmington (2)	2-0	Western Carolina (2)	2-0
Gallaudet (14)	7-7	NC State (141)	69-72	Western Kentucky (2)	2-0
George Mason (7)	7-0	Northeastern (1)	1-0	Western Maryland (9)	9-0
George Washington (64)	35-29	Northwestern (1)	1-0	Wichita (1)	1-0
Georgetown (61)	36-25	North Texas (1)	1-0	William & Mary (15)	15-0
Georgia (6)	2-4	Notre Dame (18)	9-9	Winthrop (4)	4-0
Georgia State (2)	2-0	Old Dominion (5)	4-1	Wisconsin (6)	2-4
Georgia Tech (66)	33-33	Ohio State (5)	3-2	Wyoming (1)	1-0
Gonzaga (3)	1-2	Ohio University (1)	1-0	Xavier (2)	2-0
Hampton (2)	2-0	Oklahoma (4)	2-2	Yale (1)	1-0
Hawaii (2)	2-0	Oklahoma State (1)	1-0		
Hawaii-Pacific (1)	1-0	Oral Roberts (1)	1-0		

2007-08 Opponents in Bold

2002 NCAA CHAMPIONS
2004 ACC CHAMPIONS

SERIES RESULTS

AIR FORCE

Maryland leads, 2-0

1-14-78	H	W	74-73
12-2-78	A	W	81-68

ALABAMA

Maryland leads, 3-0

2-26-25	N1	W	27-21
12-8-84	A	W	59-54
12-21-85	H	W	60-58

1-So. Conf. Tournament at Atlanta, Ga.

ALASKA-ANCHORAGE

Maryland leads, 1-0

11-24-84	N1	W	54-52
----------	----	---	-------

1-Great Alaska Shootout at Anchorage, Alaska (Sullivan Arena)

ALCORN STATE

Maryland leads, 1-0

12-30-89	H	W	110-91
----------	---	---	--------

AMERICAN

Maryland leads, 14-1

1926-27	A	L	16-21
11-27-77	N1	W	78-65
12-2-80	H	W	95-65
1-3-83	H	W	73-71
1-29-91	H	W	72-69
11-30-91	H	W	93-68
12-10-92	H	W	98-67
12-30-94	H	W	98-77
12-23-95	H	W	104-79
12-21-96	H	W	81-74
11-17-01	H	W	83-53
11-22-03	H	W	79-48
12-23-04	H	W	82-61
12-23-05	H	W	81-55
12-13-06	H	W	66-54

1-Tip Off Tournament at Landover, Md. (Capital Centre)

AU OF PUERTO RICO

Maryland leads, 1-0

11-26-98	A1	W	82-32
----------	----	---	-------

1-Puerto Rico Shootout at Bayamon, P.R. (Eugenio Guerra Sports Complex)

APPALACHIAN STATE

Maryland leads, 2-0

1-2-75	H	W	96-50
12-18-76	H	W	76-74

ARIZONA

Maryland trails, 0-3

12-27-63	N1	L	54-57
3-19-98	N2	L	79-87
11-8-01	N3	L	67-71

1-Evansville Holiday Tournament (Roberts Stadium); 2-NCAA Tournament at Anaheim, Calif. (Arrowhead Pond of Anaheim); 3-Coaches vs. Cancer IKON Classic at New York, N.Y. (Madison Square Garden)

ARIZONA STATE

The series is tied, 1-1

12-30-53	N1	W	65-50
11-23-94	N2	L	90-97

1-All-American City Tournament at Owensboro, Ky.; 2-Maui Invitational at Lahaina, Hawaii (Lahaina Civic Center)

ARKANSAS

Maryland leads, 2-1

12-30-87	H	W	88-61
12-10-88	A	L	68-73
11-23-05	N1	W	75-62

1-EA Sports/Maui Invitational at Lahaina, Hawaii (Lahaina Civic Center)

ARMY

Maryland leads, 4-8

1-7-39	A	L	25-45
2-18-42	A	L	32-44
2-6-43	A	L	40-44
3-1-44	A	L	22-85
2-28-45	A	L	34-54
2-27-46	A	L	25-52
2-24-47	A	W	57-54
1-31-48	A	L	44-48
12-29-66	N1	W	57-54
12-19-69	H2	L	54-69
12-21-77	H	W	99-77
12-2-89	N3	W	78-60

1-Charlotte Invitational at Charlotte, N.C. (Charlotte Coliseum); 2-Maryland Invitational at College Park Md. (Cole Field House); 3-Central Fidelity Classic at Richmond Va. (Robbins Center)

AUGUSTA COLLEGE

Maryland leads, 1-0

11-27-89	H	W	105-74
----------	---	---	--------

BAINBRIDGE NAVY

Maryland trails, 0-2

12-21-43	H	L	20-52
1-24-44	A	L	25-78

BALL STATE

Maryland leads, 1-0

11-30-76	H	W	86-70
----------	---	---	-------

BALTIMORE CITY COLLEGE

Maryland leads, 2-1

2-21-14	H	L	
1-21-36	H	W	55-33
1-4-38	A	W	50-32

BISCAYNE

Maryland leads, 1-0

12-9-78	H	W	86-60
---------	---	---	-------

BOSTON COLLEGE

Maryland leads, 4-3

3-11-58	N1	W	86-63
12-30-73	H2	W	58-37
12-24-83	H	W	89-76
12-3-90	N3	L	85-100
12-11-05	H	W	73-71
3-10-06	N4	L	66-80
12-10-06	A	L	62-73

1-NCAA Tournament at New York City, N.Y. (Madison Square Gardens); 2-Maryland Invitational at College Park, Md. (Cole Field House); 3-ACC/Big East Challenge at Richmond, Va. (Richmond Coliseum); 4-ACC Tournament at Greensboro, N.C. (Greensboro Coliseum)

BOSTON UNIVERSITY

Maryland leads, 3-1

12-8-75	H	W	122-82
2-11-80	H	W	99-76
1-20-90	N1	L	61-65
1-22-91	H	W	85-59

1-at Boston Mass. (Boston Garden)

BROWN

Maryland leads, 3-0

12-1-71	H	W	100-83
11-29-72	H	W	127-82
12-8-79	H	W	72-59

BUCKNELL

Maryland leads, 6-0

12-22-76	H	W	106-72
11-25-77	H	W	95-62
11-24-78	H	W	107-97
12-22-79	H	W	95-73
1-19-87	H	W	77-68
12-3-94	H	W	102-64

BUFFALO

Maryland leads, 4-0

12-1-69	H	W	97-77
12-5-70	H	W	109-70
1-25-72	H	W	82-58
2-11-73	H	W	93-64

BUTLER

Maryland trails, 0-1

3-17-07	N1	L	59-62
---------	----	---	-------

1-NCAA Tournament Second Round at Buffalo, N.Y. (HSBC Arena)

CALIFORNIA

Maryland leads, 1-0

12-8-96	N1	W	80-64
---------	----	---	-------

1-Franklin National Bank Classic at Landover, Md. (USAir Arena)

CANISIUS

Maryland leads, 7-0

12-17-71	H	W	86-77
12-9-72	H	W	107-80
1-22-74	H	W	86-73
12-23-78	H	W	128-103
1-20-82	H	W	91-73
12-4-82	A	W	67-66
12-3-83	H	W	77-55

CARROLL INSTITUTE

Maryland trails, 0-1

1904-05	L		
---------	---	--	--

CATHOLIC

Maryland leads, 12-10

1910-11	H	W	35-30
1-14-14	A	L	
1-31-14	H	L	
1-25-19	N1	L	7-25
3-3-19	N1	L	12-14
1923-24	H	L	13-30
	H	L	14-20
1924-25	A	W	18-14
	H	W	27-17
1-11-30	H	W	37-30
2-6-31	A	W	24-21
2-3-32	H	W	39-34
1-25-33	A	L	27-29
2-2-34	H	W	33-25
2-12-35	A	L	29-45
2-15-36	H	L	29-40
2-12-38	H	W	49-33
2-20-39	A	W	40-38
2-17-40	H	W	46-31
1-29-44	H	W	33-31
2-8-44	A	L	33-53
12-10-79	H	W	113-79

1-at Washington YMCA

CENTRAL FLORIDA

Maryland leads, 1-0

2-16-87	H	W	73-55
---------	---	---	-------

CHAMINADE

Maryland leads, 2-0

11-21-94	N1	W	95-67
11-22-05	N1	W	98-69

1-Maui Invitational at Lahaina, Hawaii (Lahaina Civic Center)

CHICAGO STATE

Maryland leads, 2-0

12-2-96	H	W	94-44
12-27-00	H	W	117-55

CCNY

The series is tied, 1-1

1924-25	H	W	22-16
12-31-41	A	L	40-57

CINCINNATI

Maryland leads, 2-1

2-2-49	A1	L	33-70
12-30-54	N2	W	78-61
2-19-95	N3	W	74-72

1-at Cincinnati, Ohio (Music Hall); 2-All-American City Tournament at Owensboro, Ky.; 3-at San Antonio, Texas (Alamodome)

THE CITADEL

Maryland leads, 3-0

3-4-38	N1	W	45-43
2-26-47	H	W	52-40
11-27-02	H	W	97-49

1-So. Conf. Tournament at Raleigh, N.C. (Reynolds Coliseum)

CLEMSON

Maryland leads, 86-46

12-15-38	H	W	45-35
3-4-39	N1	L	27-39
1-1-40	H	W	53-26
1-27-40	A	L	30-48
12-19-40	H	L	34-48
1-10-48	H	W	49-42
2-23-48	A	W	63-61
12-18-48	H	W	74-50
2-20-49	A	L	49-68
12-16-49	H	L	55-60
2-25-50	A	L	68-70
2-3-51	A	L	44-50
2-19-51	H	W	54-50 (OT)
3-1-51	N1	W	50-48
12-4-53	A	W	81-41
1-6-54	H	W	79-54
3-4-54	N2	W	75-59
1-8-55	A	W	71-63
2-15-55	H	W	68-66
1-7-56	A	W	71-63
2-14-56	H	W	81-69
1-4-57	A	W	59-52
2-25-57	H	W	74-65
1-4-58	A	L	66-73
2-13-58	H	W	72-54
1-10-59	A	L	46-55
2-16-59	H	W	77-58
2-15-60	H	W	70-55
2-26-60	A	W	66-59 (OT)
2-10-61	A	L	59-76
2-25-61	H	W	82-80 (OT)
3-2-61	N2	W	91-75
2-10-62	A	L	61-73
2-24-62	H	L	68-75
2-9-63	A	L	60-62
2-23-63	H	W	69-67
12-16-63	H	W	56-48
2-28-64	A	L	68-83
3-5-64	N2	L	67-81
1-8-65	A	W	67-65 (OT)
2-26-65	H	W	88-71
3-4-65	N2	W	61-50
1-29-66	A	L	66-71
2-26-66	H	L	69-81
1-16-67	H	W	68-48
2-25-67	A	L	61-65
1-15-68	A	L	93-94 (OT)
2-24-68	H	W	81-68
1-13-69	H	W	83-78
2-22-69	A	W	84-83
1-12-70	A	W	75-68
2-23-70	H	W	103-85
1-11-71	H	W	56-52
2-23-71	A	L	45-51 (OT)
1-8-72	A	L	61-63
2-19-72	H	W	67-57
3-9-72	N3	W	54-52
1-6-73	A	W	79-75
2-17-73	H	W	69-66
3-8-73	N3	W	77-61
1-5-74	H	W	89-60
2-16-74	A	W	56-54
1-22-75	A	L	82-83
2-26-75	H	W	70-64
1-21-76	H	L	77-82
2-14-76	A	W	98-89
1-19-77	A	L	71-93
2-12-77	H	W	84-78
1-16-78	H	W	90-75

2-11-78	A	W	80-75
1-17-79	A	W	77-63
2-10-79	H	W	77-69
3-1-79	N3	W	75-67
1-16-80	H	W	84-83
2-9-80	A	L	81-90
2-29-80	N3	W	91-85
1-17-81	A	W	68-62 (OT)
2-12-81	H	W	72-70
1-16-82	H	W	62-57
2-13-82	A	L	66-75
1-19-83	A	W	80-61
2-19-83	H	W	92-88
1-17-84	H	W	85-72
2-18-84	A	W	66-65 (OT)
1-16-85	H	W	94-84
2-17-85	A	L	64-71
2-8-86	H	W	78-69
2-15-86	A	L	60-70
1-17-87	A	L	64-72
2-4-87	H	L	79-80
1-9-88	H	W	68-53
2-10-88	A	W	70-66
1-7-89	A	L	58-75
2-7-89	H	W	98-87
1-6-90	A	L	77-82
2-7-90	H	L	73-75
1-5-91	H	W	81-65

2002 NCAA CHAMPIONS 2004 ACC CHAMPIONS

DELAWARE

The series is tied, 2-2

1910-11	A	L	14-23
3-4-14	A	L	
12-29-69	H	W	94-58
12-1-70	H	W	86-73

DELAWARE STATE

Maryland leads, 4-0

11-25-89	H	W	87-53
1-17-96	H	W	118-55
11-24-01	H	W	77-53
12-28-05	H	W	81-55

DEPAUL

Maryland leads, 2-0

12-12-76	H	W	92-74
12-7-98	N1	W	92-75

1-BB&T Classic at Washington D.C. (MCI Center)

DEPAUW

Maryland leads, 2-0

12-12-74	H	W	113-49
12-3-75	H	W	99-42

DETROIT

Maryland leads, 1-0

12-9-01	H	W	79-54
---------	---	---	-------

DICKINSON COLLEGE

Maryland leads, 1-0

2-19-38	H	W	57-27
---------	---	---	-------

DUKE

Maryland trails, 60-101

1925-26	H	W	41-20
1-9-30	H	L	27-28
2-20-30	A	L	24-39
1-15-31	H	W	32-24
2-20-32	A	W	20-18 (OT)
1-12-33	H	W	30-28
1-11-34	H	W	37-33
1-11-35	H	L	39-48
2-1-36	H	W	38-34
3-5-36	N1	W	47-35
1-16-37	H	L	31-34
1-30-37	A	L	30-34
1-15-38	H	W	40-35
1-29-38	A	L	34-44
3-5-38	N1	L	32-35
1-13-39	H	W	37-34
2-2-39	A	W	60-44
1-9-40	H	W	32-30
1-30-40	A	L	37-48
3-1-40	N1	L	32-44
1-1-41	H	L	26-40
2-21-41	A	L	17-43
1-10-42	A	L	33-37
2-25-42	H	L	46-64
2-12-43	H	L	43-46
1-6-45	A	L	24-51
2-22-45	N1	L	49-76
1-4-46	A	L	25-59
1-25-46	H	W	43-38
2-18-47	H	L	38-40
1-5-48	A	L	42-53
1-3-50	A	L	46-58
2-10-50	H	W	67-57
2-16-51	H	L	40-49
2-18-52	A	L	51-56
3-6-52	N1	L	48-51
3-5-53	N1	W	74-65
2-16-54	H	L	61-68
12-7-54	H	W	49-47
12-17-54	A	L	61-68
1-14-56	A	L	62-76
2-7-56	H	L	70-82
3-1-56	N2	L	69-94
1-10-57	H	W	62-51
1-31-57	A	L	60-72
1-8-58	H	W	74-49
2-21-58	A	L	59-68
3-7-58	N2	W	71-65 (OT)
1-7-59	H	W	64-31
1-17-59	A	L	69-78
1-16-60	A	W	56-48
2-18-60	H	W	71-61
1-14-61	A	L	62-70
2-16-61	H	W	76-71
1-13-62	A	L	68-84
2-13-62	H	L	53-79

3-1-62	N2	L	58-71
12-9-62	A	L	56-92
2-19-63	H	L	70-76
2-8-64	H	L	72-104
2-22-64	A	L	63-84
2-1-65	A	L	64-82
2-23-65	H	W	85-82
1-13-66	A	L	61-76
2-19-66	H	L	69-74
1-14-67	H	L	69-72 (OT)
2-18-67	A	L	58-81
1-13-68	H	L	52-84
2-6-68	A	L	64-85
1-11-69	A	L	85-96
2-10-69	H	L	83-93
1-28-70	H	W	52-50
2-21-70	A	L	76-87
2-6-71	A	W	88-79
2-13-71	H	L	67-70
2-5-72	H	W	77-58
2-26-72	A	L	59-68
2-3-73	A	L	81-85
2-24-73	H	W	96-68
2-2-74	H	W	104-83
2-23-74	A	W	64-61
3-7-74	N3	W	85-66
1-8-75	H	W	83-77
2-8-75	A	W	104-80
2-7-76	H	W	102-91
2-21-76	A	L	67-69
3-4-76	N4	W	80-78 (OT)
2-5-77	A	W	65-64 (OT)
2-19-77	H	W	85-72
1-4-78	H	L	78-88
2-18-78	A	L	70-81
3-2-78	N3	L	69-81
2-3-79	A	L	78-87
2-17-79	H	W	70-68
2-2-80	H	W	101-82
2-16-80	A	L	61-66
3-1-80	N3	L	72-73
1-10-81	H	W	94-79
2-7-81	A	L	54-55
3-5-81	N4	W	56-53
1-9-82	A	W	40-36
2-6-82	H	W	77-60
1-15-83	H	L	67-86
2-21-83	A	W	101-90
1-14-84	A	W	81-75
2-11-84	H	L	84-89
3-11-84	N3	W	74-62
1-14-85	H	W	78-76 (OT)
2-9-85	A	L	62-70
3-8-85	N5	L	73-86
1-4-86	H	L	75-81
1-25-86	A	L	68-80
1-14-87	H	L	61-85
2-7-87	A	L	67-76
1-16-88	A	W	72-69
2-13-88	H	L	83-90
1-14-89	H	L	72-82
2-11-89	A	L	60-86
1-13-90	A	L	80-91
2-10-90	H	L	111-114 (OT)
3-9-90	N6	L	84-104
1-12-91	H	L	78-94
2-9-91	A	L	81-101
1-8-92	H	L	66-83
2-20-92	A	L	89-91
3-9-92	N6	L	87-94
1-30-93	H	L	62-78
3-3-93	A	L	79-95
1-29-94	A	L	62-75
3-2-94	H	L	69-73
1-28-95	H	W	74-72
3-1-95	A	W	94-92
1-28-96	A	L	73-83
2-28-96	H	L	75-77
3-8-96	N3	W	82-69
1-26-97	H	W	74-70
2-27-97	A	L	69-81
1-3-98	H	L	72-104
1-29-98	A	L	59-86
1-3-99	H	L	64-82
2-3-99	A	L	77-95
1-9-00	H	L	70-80
2-9-00	A	W	98-87
3-12-00	N6	L	68-81
1-27-01	H	L	96-98 (OT)
2-27-01	A	W	91-80
3-10-01	N7	L	82-84
3-31-01	N8	L	84-95
1-17-02	A	L	78-99
2-17-02	H	W	87-73
1-18-03	H	W	87-72
2-19-03	A	L	70-75
1-21-04	H	L	60-68

2-22-04	A	L	63-86
3-14-04	N3	W	95-87 (OT)
1-26-05	A	W	75-66
2-12-05	H	W	99-92 (OT)
1-11-06	A	L	52-76
2-11-06	H	L	88-96
2-11-07	H	W	85-77
2-28-07	A	W	85-77

1-So. Conf. Tournament at Raleigh, N.C. (Reynolds Coliseum); 2-ACC Tournament at Raleigh, N.C. (Reynolds Coliseum); 3-ACC Tournament at Greensboro, N.C. (Greensboro Coliseum); 4-ACC Tournament at Landover Md. (Capital Centre); 5-ACC Tournament at Atlanta, Ga. (Omni); 6-ACC Tournament at Charlotte, N.C. (Charlotte Coliseum); 7-ACC Tournament at Atlanta, Ga. (Georgia Dome); 8-NCAA Final Four at Minneapolis, Minn. (HHH Metrodome)

ACC SERIES PROFILE

Terps at Home: 36-36
Terps at Cole Field House: 22-25
Terps at Comcast Center: 3-2
Terps on the Road: 15-52
Terps at Neutral Sites: 8-13
Terps since 1953-54: 43-79
Last 10 Games: 5-5
Current Streak: MD won 2
Longest UM Win Streak: 7
Longest DU Win Streak: 15
Largest Win Margin: 33 (64-31 on Jan. 7, 1959)
Largest Loss Margin: 36 (92-56 on Dec. 9, 1962)
Most UM Points Scored: 111
Most DU Points Scored: 114

DUQUESNE

Maryland leads, 8-0

2-9-72	H	W	85-71
2-21-73	A	W	81-71
2-20-74	H	W	98-72
2-23-75	A	W	103-82
12-11-82	H	W	85-64
12-10-83	A	W	78-67
11-23-98	H	W	81-47
11-30-02	H	W	89-39

EAST CAROLINA

Maryland leads, 6-0

11-29-75	H	W	127-84
12-8-76	H	W	80-69
12-7-77	H	W	130-106
12-16-78	H	W	82-71
2-13-80	H	W	85-72
12-10-87	H	W	75-59

EASTERN KENTUCKY

Maryland leads, 1-0

12-5-73	H	W	106-57
---------	---	---	--------

EAST TENNESSEE STATE

Maryland leads, 2-0

3-1-75	H	W	104-87
12-23-89	N1	W	91-86

1-All-American City Tournament at Owensboro, Ky.; 2-Fiesta Bowl Classic at Tucson, Ariz. (McKale Center)

EVANSVILLE

The series is tied, 1-1

12-31-53	N1	W	66-58
12-30-91	N2	L	64-75

1-All-American City Tournament at Owensboro, Ky.; 2-Fiesta Bowl Classic at Tucson, Ariz. (McKale Center)

FAIRLEIGH DICKINSON

Maryland leads, 6-0

12-10-80	H	W	109-83
12-3-85	H	W	74-51
12-29-86	H	W	70-59
11-18-97	H	W	81-70
11-22-99	H	W	104-45
11-18-05	H	W	111-85

FLORIDA

Maryland trails, 0-2

2-26-32	N1	L	24-39
12-14-02	H	L	64-69

1-So. Conf. Tournament at Atlanta, Ga.

FLORIDA A&M

Maryland leads, 1-0

11-12-06	H	W	93-54
----------	---	---	-------

FLORIDA INTERNATIONAL

Maryland leads, 1-0

11-25-97	H	W	117-70
----------	---	---	--------

FLORIDA STATE

Maryland leads, 25-9

1-18-92	H	L	83-91 (OT)
2-5-92	A	W	93-85
1-13-93	A	L	85-105
2-13-93	H	L	84-87
1-11-94	H	W	80-74
2-12-94	A	W	69-66
1-10-95	A	W	70-57
2-11-95	H	W	80-65
3-10-95	N1	W	71-64
2-10-96	A	L	78-100
3-4-96	H	W	88-78
1-29-97	A	L	70-74
2-13-97	H	W	73-57
1-7-98	H	W	81-74
2-7-98	A	W	68-62
1-27-99	H	W	107-87
2-27-99	A	W	84-75
3-5-99	N1	W	93-69
1-29-00	A	W	82-63
3-1-00	H	W	85-70
3-10-00	N2	W	82-61
1-14-01	A	W	76-55
2-14-01	H	L	71-74
1-26-02	H	W	84-63
2-27-02	A	W	96-63
3-8-02	N2	W	85-59
1-11-03	H	W	89-62
2-12-03	A	W	74-72
12-28-03	A	L	75-79
2-8-04	H	W	73-62
12-19-04	H	W	90-88 (OT)
2-22-06	A	L	60-71
1-30-07	A	L	79-96
2-21-07	H	W	73-55

1-ACC Tournament at Greensboro, N.C. (Greensboro Coliseum); 2-ACC Tournament at Charlotte, N.C. (Charlotte Coliseum)

ACC SERIES PROFILE

Terps at Home: 12-3
Terps at Cole Field House: 8-3
Terps at Comcast Center: 4-0
Terps on the Road: 9-5
Terps at Neutral Sites: 4-0
Terps since 1953-54: 25-8
Last 10 Games: 7-3
Current Streak: UM won 1
Longest UM Win Streak: 10
Longest FSU Win Streak: 2
Largest Win Margin: 33 (96-63 on Feb. 27, 2002)
Largest Loss Margin: 22 (100-78 on Feb. 10, 1996)
Most UM Points Scored: 107
Most FSU Points Scored: 105

FORDHAM

Maryland leads, 7-1

12-6-56	H	L	62-68
12-7-57	A	W	61-58
12-29-59	N1	W	76-54
12-20-69	H2	W	94-71
2-8-73	A	W	83-72
1-17-74	H	W	112-73
2-6-75	A	W	65-46
12-20-75	H	W	81-56
12-6-06	H	W	79-59

1-Blue Grass Festival at Louisville, Ky. (Kentucky State Fairgrounds Pavilion); 2-Maryland Invitational at College Park, Md. (Cole Field House)

FORT BELVOIR

Maryland trails, 0-1

1-26-44	H	L	29-60
---------	---	---	-------

GALLAUDET

2002 NCAA CHAMPIONS 2004 ACC CHAMPIONS

GEORGIA TECH

Series Tied, 33-33

12-29-72	H1	W	90-55
12-27-74	H1	W	105-67
12-10-75	H	W	93-65
12-29-77	H1	W	65-63
12-19-79	H	W	70-60
1-3-80	A	W	83-74
2-28-80	N2	W	51-49 (OT)
12-23-80	A	W	66-55
1-31-81	H	W	72-64
12-23-81	H	L	43-45
1-30-82	A	L	63-64
2-5-83	H	W	77-68
2-23-83	A	L	60-70
3-11-83	N3	L	58-64 (OT)
2-4-84	A	L	70-71 (OT)
2-23-84	H	W	79-74
12-28-84	N4	L	69-70
2-2-85	H	L	60-72
2-19-85	A	L	43-48
1-11-86	A	L	67-68
2-22-86	H	L	70-77
3-8-86	N2	L	62-64
2-1-87	A	L	72-76
2-10-87	H	L	74-78
2-8-88	H	L	83-96
2-17-88	A	L	82-104
3-11-88	N2	W	84-67
2-4-89	A	L	74-87
2-14-89	H	L	66-67
2-3-90	H	L	84-90
2-13-90	A	L	78-80
2-1-91	A	L	65-80
2-13-91	H	W	96-93
1-5-92	A	L	67-92
2-9-92	H	L	65-67
1-5-93	H	L	75-85
2-6-93	A	L	79-93
1-4-94	A	W	91-88
2-5-94	H	L	71-83
1-4-95	H	W	80-67
2-4-95	A	L	91-100
1-3-96	A	L	84-98
2-3-96	H	W	88-74
3-9-96	N2	L	79-84
12-12-96	H	W	77-63
2-19-97	A	W	76-68
1-21-98	A	W	70-67
2-21-98	H	W	81-69
3-6-98	N2	W	83-65
1-19-99	A	W	77-62
2-21-99	H	W	91-60
1-15-00	A	L	68-69
2-16-00	H	W	92-70
1-6-01	H	W	93-80
2-6-01	A	L	62-72
1-13-02	A	W	92-87
2-13-02	H	W	85-65
12-29-02	H	W	84-77
2-9-03	A	L	84-90
1-17-04	A	L	71-81
2-19-04	H	L	64-75
1-30-05	H	W	79-71
1-25-06	A	W	86-74
2-18-06	H	W	87-84 (OT)
3-9-06	N2	W	82-64
1-24-07	H	W	80-65

1-Maryland Invitational at College Park, Md. (Cole Field House); 2-ACC Tournament at Greensboro, N.C. (Greensboro Coliseum); 3-ACC Tournament at Atlanta, Ga. (Omni); 4-Rainbow Classic at Honolulu, Hawaii (Blaisdell Center)

ACC SERIES PROFILE

Terps at Home: 21-11
Terps at Cole Field House: 17-10
Terps at Comcast Center: 4-1
Terps on the Road: 8-18
Terps at Neutral Sites: 4-4
Terps since 1953-54: 33-33
Last 10 Games: 7-3
Current Streak: UM won 5
Longest UM Win Streak: 9
Longest GT Win Streak: 10
Largest Win Margin: 38 (105-67 on Dec. 27, 1974)
Largest Loss Margin: 25 (92-67 on Jan. 5, 1992)
Most UM Points Scored: 105
Most GT Points Scored: 104

GONZAGA

Maryland trails, 1-2

3-16-95	N1	W	87-63
12-6-04	N2	L	68-82
11-21-05	N3	L	76-88

1-NCAA Tournament at Salt Lake City, Utah (Jon Huntsman Center); 2-BB&T Classic at Washington, D.C. (MCI Center); 3-EA Sports/Maui Invitational at Lahaina, Hawaii (Lahaina Civic Center)

HAMPDEN-SYDNEY

The series is tied, 2-2

1-14-39	H	W	34-25
1-22-44	H	L	43-51
1-27-45	H	L	42-43
1-26-46	H	W	35-32

HAMPTON

Maryland leads, 2-0

1-8-03	H	W	108-58
11-7-06	H1	W	102-75

1-2K Sports College Hoops Classic at College Park, Md. (Comcast Center)

HAWAII

Maryland leads, 2-0

12-27-84	A1	W	79-71
12-28-96	A1	W	76-59

1-Rainbow Classic at Honolulu, Hawaii (Blaisdell Center)

HAWAII-PACIFIC

Maryland leads, 1-0

12-29-85	A1	W	92-85
----------	----	---	-------

1-Hawaii-Pacific Tournament at Wailuku, Hawaii (War Memorial Coliseum)

HIGH POINT

Maryland leads, 1-0

11-24-06	H	W	81-63
----------	---	---	-------

HOFSTRA

Maryland leads, 4-0

2-7-82	H	W	94-59
12-28-93	N1	W	93-67
11-20-98	H	W	89-59
11-29-03	H	W	87-72

1-Hall of Fame Classic at Springfield, Mass. (Springfield Civic Center)

HOLY CROSS

Maryland leads, 4-0

12-22-71	A	W	102-79
12-29-73	H1	W	102-75
1-26-83	A2	W	55-53
1-21-85	H	W	99-75

1-Maryland Invitational at College Park, Md. (Cole Field House); 2-at Worcester, Mass. (Worcester Centrum)

HOUSTON

The series is tied, 1-1

12-29-65	N1	W	69-68
3-22-83	N2	L	50-60

1-Sugar Bowl Tournament at New Orleans, La. (Loyola Field House); 2-NCAA Tournament at Houston, Texas (The Summit)

HOWARD

Maryland leads, 3-0

1-2-93	H	W	109-69
12-6-95	H	W	88-71
11-26-96	H	W	93-55

ILLINOIS

Maryland leads, 4-2

3-22-84	N1	L	70-72
3-14-98	N2	W	67-61
12-4-99	N3	W	69-67
11-21-00	N4	L	80-90
11-27-01	H5	W	76-63
11-28-06	A6	W	72-66

1-NCAA Tournament at Lexington, Ky. (Rupp Arena); 2-NCAA Tournament at Sacramento, Calif. (Arco Arena); 3-BB&T Classic at Washington, D.C. (MCI Center); 4-Maui Invitational at Lahaina, Hawaii (Lahaina Civic Center); 5-ACC/Big Ten Challenge at College Park, Md. (Cole Field House); 6-ACC/Big Ten Challenge at Champaign, Ill. (Assembly Hall)

INDIANA

Maryland trails, 1-5

12-30-33	H	L	17-30
12-20-34	H	L	29-30
12-28-59	N1	L	63-72
3-14-81	N2	L	64-99
4-1-02	N3	W	64-52
12-3-02	N4	L	74-80 (OT)

1-Blue Grass Festival at Louisville, Ky. (Kentucky State Fairgrounds Pavilion); 2-NCAA Tournament at Dayton, Ohio (Dayton Arena); 3-NCAA Final Four at Atlanta, Ga. (Georgia Dome); 4-ACC/Big Ten Challenge at Indianapolis, Ind. (Conseco Fieldhouse)

IONA

Maryland leads, 2-0

3-16-00	N1	W	74-59
1-4-06	H	W	88-57

1-NCAA Tournament at Minneapolis, Minn. (FHH Metrodome)

IOWA

Maryland leads, 2-0

12-20-84	N1	W	78-68 (OT)
11-30-99	N2	W	83-65

1-Rainbow Classic at Honolulu, Hawaii (Blaisdell Center); 2-ACC/Big Ten Challenge at Baltimore, Md. (Baltimore Arena)

JACKSON STATE

Maryland leads, 1-0

11-19-04	H	W	93-57
----------	---	---	-------

JACKSONVILLE

Maryland leads, 2-1

3-23-72	N1	W	91-77
12-9-89	H	W	68-53
12-8-90	A	L	70-71

1-National Invitation Tournament at New York, N.Y. (Madison Square Garden)

JAMES MADISON

Maryland leads, 1-0

1-28-87	A	W	90-76
---------	---	---	-------

JOHNS HOPKINS

Maryland leads, 19-5

1-20-28	A	L	20-22
2-21-28	H	W	23-19
1-18-29	H	L	23-25
2-23-29	A	W	19-18
1-17-30	H	W	41-24
2-22-30	A	W	39-24
1-22-31	A	W	33-20
2-25-31	H	W	31-22
1-23-32	A	W	33-26
2-23-32	H	W	38-24
1-18-33	A	L	27-37
2-22-33	H	W	35-31
1-24-34	A	L	32-35
2-21-34	H	W	32-19
2-26-35	A	W	41-35
3-6-35	H	W	52-25
2-19-36	H	W	45-40
1-6-37	H	W	54-31
2-21-38	H	W	56-30
2-3-40	H	W	49-36
12-17-40	A	L	24-38
12-18-46	H	W	41-36
12-20-47	A	W	64-53
11-26-83	H	W	108-65

KANSAS

Maryland trails, 2-3

12-19-64	H	L	61-63 (OT)
12-10-65	A	L	62-71
11-23-84	N1	L	56-58
12-7-97	N2	W	86-83
3-30-02	N3	W	97-88

1-Great Alaska Shootout at Anchorage, Alaska (Sullivan Arena); 2-Franklin National Bank Classic at Washington, D.C. (MCI Center); 3-NCAA Final Four at Atlanta, Ga. (Georgia Dome)

KANSAS STATE

Maryland leads, 1-0

12-11-65	A	W	63-57
----------	---	---	-------

KENTUCKY

Maryland trails, 5-8

1-19-28	H	W	37-7
2-28-30	N1	L	21-26
3-3-31	N1	W	29-27
12-15-55	H	L	61-62
12-15-56	A	L	55-76
12-9-57	H	W	71-62
12-15-58	A	L	56-58 (OT)
3-20-88	N2	L	81-90
11-24-95	N3	L	84-96
12-12-98	A	L	91-103
11-24-99	N4	L	58-61
12-11-99	H	W	72-66
3-22-02	N5	W	78-68

1-So. Conf. Tournament at Atlanta, Ga.; 2-NCAA Tournament at Cincinnati, Ohio (Riverfront Coliseum); 3-Hall of Fame Tip-Off Classic at Springfield, Mass. (Springfield Civic Center); 4-Preseason NIT at New York, N.Y. (Madison Square Garden); 5-NCAA East Regional at Syracuse, N.Y. (Carrier Dome)

KENTUCKY WESLEYAN

Maryland leads, 1-0

1-2-54	A1	W	54-37
--------	----	---	-------

1-All-American City Tournament at Owensboro, Ky.

KENT

Maryland leads, 1-0

1-2-73	H	W	76-58
--------	---	---	-------

LAFAYETTE

Maryland leads, 4-0

1924-25	H	W	30-15
11-29-81	H	W	82-58
12-22-90	H	W	64-48
12-23-96	H	W	108-67

LAMAR

Maryland leads, 1-0

12-29-88	N1	W	74-65
----------	----	---	-------

1-Sun Bowl Tournament at El Paso, Texas (Special Events Center)

LA SALLE

Maryland leads, 3-0

12-30-83	H1	W	96-83
12-12-92	A	W	93-76
12-27-94	H	W	96-80

1-Maryland Invitational at College Park, Md. (Cole Field House)

LEHIGH

Maryland leads, 1-0

12-8-70	H	W	85-66
---------	---	---	-------

LIBERTY

Maryland leads, 1-0

12-28-04	H	W	112-68
----------	---	---	--------

LONG ISLAND

Maryland leads, 7-0

2-12-72	A	W	78-60
1-23-73	H	W	100-73
12-7-74	H	W	99-84
1-3-76	H	W	111-88
12-2-76	H	W	49-45
12-17-77	H	W	94-64
12-2-81	H	W	87-79

LOUISIANA STATE

The series is tied, 2-2

2-27-31	N1	W	37-33
12-21-63	N2	W	75-65
12-12-87	A	L	54-55
1-2-89	H	L	77-79

1-So. Conf. Tournament at Atlanta, Ga.; 2-VPI Tournament at Blacksburg, Va. (Virginia Tech Coliseum)

LOUISVILLE

Maryland trails, 2-5

12-30-61	N1	L	64-83
3-22-75	N2	L	82-96
1-13-79	H	L	84-99
12-13-80	A	L	67-78
12-10-91	A	L	79-96
12-28-92	H	W	72-67
11-20-00	N3	W	95-73

1-Sugar Bowl Tournament at New Orleans, La. (Loyola Field House); 2-NCAA Tournament at Las Cruces, N.M. (Pan American Center); 3-Maui Invitational at Lahaina, Hawaii (Lahaina Civic Center)

LOYOLA (MD.)

Maryland leads, 8-5

1-24-14	A	L	
1-17-31	H	L	30-33
1-11-32	H	L	27-28
12-12-47	H	L	52-63
12-11-48	A	L	75-77
12-30-58	N1	W	54-50
1-27-71	A	W	88-69
12-20-71	A	W	73-60
12-22-84	A	W	81-74
11-27-87	N2	W	74-60
2-19-94	H	W	94-71
11-29-94	H	W	92-62
2-2-03	H	W	85-58

1-Sugar Bowl Tournament at New Orleans, La. (Loyola Field House); 2-MCI Harbor Classic at Baltimore, Md. (Baltimore Arena)

2002 NCAA CHAMPIONS 2004 ACC CHAMPIONS

MIAMI-OH

Maryland leads, 3-0

12-28-79	H1	W	115-76
3-15-85	N2	W	69-68 (OT)
11-24-02	H	W	64-49

1-Maryland Invitational at College Park, Md. (Cole Field House); 2-NCAA Tournament at Dayton, Ohio (Dayton Arena)

MICHIGAN

Maryland trails, 2-3

1-4-27	A	L	25-39
12-18-33	H	W	29-25
12-17-37	H	L	26-43
3-25-94	N1	L	71-78
12-2-00	N2	W	82-51

1-NCAA Tournament at Dallas, Texas (Reunion Arena); 2-BBKT Classic at Washington, D.C. (MCI Center)

MICHIGAN STATE

Maryland trails, 1-2

12-29-55	H1	L	75-95
3-28-03	N2	L	58-60
11-17-06	N3	W	62-60

1-Mid-Winter Festival at College Park, Md. (Cole Field House); 2-NCAA Tournament at San Antonio, Texas (Alamodome); 3-2K Sports College Hoops Classic at New York, N.Y. (Madison Square Garden)

MINNESOTA

Maryland leads, 3-0

12-10-60	A	W	64-53
12-15-61	H	W	75-69
11-30-05	H	W	83-66

1-So. Conf. Tournament at Atlanta, Ga.; 2-MCI Harbor Classic at Baltimore, Md. (Baltimore Arena)

MISSISSIPPI

Maryland trails, 1-2

2-26-26	N1	L	19-22
3-1-29	N1	L	35-37
11-28-87	N2	W	77-69

1-So. Conf. Tournament at Atlanta, Ga.; 2-MCI Harbor Classic at Baltimore, Md. (Baltimore Arena)

MISSISSIPPI STATE

Maryland trails, 0-2

12-29-58	N1	L	45-56
12-29-61	N1	L	62-64

1-Sugar Bowl Tournament at New Orleans, La. (Loyola Field House)

MISSOURI

Maryland trails, 1-3

1-6-88	A	L	85-93
1-24-89	H	L	73-87
2-18-96	H	W	91-72
12-30-97	A	L	79-83

MISSOURI-KANSAS CITY

Maryland leads, 1-0

12-13-06	H	W	101-50
----------	---	---	--------

MONMOUTH

Maryland leads, 2-0

12-13-88	H	W	74-70
12-11-01	H	W	91-55

MONTANA STATE

Maryland leads, 1-0

12-30-56	N1	W	89-72
----------	----	---	-------

1-All-American City Tournament at Owensboro, Ky.

MORGAN STATE

Maryland leads, 4-0

12-7-88	H	W	73-61
12-26-92	H	W	103-63
12-4-93	H	W	85-62
12-23-94	H	W	138-72

MOUNT ST. JOSEPH'S

Maryland trails, 1-2

1910-11	H	W	22-20
1-10-14	H	L	
1-17-14	A	L	

MOUNT ST. MARY'S

Maryland leads, 6-0

12-8-87	A	W	82-54
11-23-91	H	W	83-53
11-22-97	H	W	102-74
1-3-04	H	W	89-56
1-4-05	H	W	85-53
12-28-06	H	W	91-50

NAVY

Maryland leads, 30-27

1924-25	A	L	16-23
1925-26	A	W	21-12
1926-27	A	L	30-32
2-4-28	A	L	26-35
2-13-29	A	W	30-27
1-22-30	A	W	43-39
2-21-31	A	L	33-36
1-20-32	H	W	26-15
1-28-33	A	L	21-59
2-3-34	A	L	27-46
1-30-35	A	L	36-43
1-15-36	A	W	32-20
2-3-37	A	L	37-53
2-2-38	A	L	34-37
1-11-39	A	L	37-47
2-5-41	A	L	27-52
2-11-42	A	L	47-61
1-30-43	A	W	63-54
2-26-44	A	L	35-69
1-10-45	A	L	33-70
1-16-46	A	L	35-44
1-22-47	A	L	27-55
1-14-48	A	L	47-51
1-22-49	A	L	46-52
12-17-49	A	L	62-75
1-10-51	A	L	47-51
1-5-52	A	W	48-45
2-21-53	A	L	47-51
2-13-54	A	W	61-60 (OT)
1-29-55	A	W	60-54
2-4-56	H	W	80-61
2-23-57	A	L	55-56
12-18-57	H	W	88-58
2-1-58	A	W	64-51
12-17-58	H	L	50-53
1-20-60	A	W	51-50
1-18-61	H	W	63-62
2-3-62	A	L	58-67
1-12-63	H	W	67-61
1-11-64	A	L	55-68
1-13-65	H	W	77-58
2-20-65	A	W	70-57
2-9-66	H	W	74-69
2-16-67	A	L	65-66
1-17-68	H	W	76-72
2-12-69	A	L	68-72
1-14-70	H	W	73-57
1-22-72	A	W	85-60
1-20-73	A	W	76-67
1-19-74	A	W	72-50
1-18-75	A	W	87-73
1-17-76	A	W	87-69
1-15-77	N1	W	62-54
1-23-79	H	W	82-62
11-28-80	H	W	86-64
1-31-83	H	W	98-73
3-17-85	N2	W	64-59

1-at Landover, Md. (Capital Centre); 2-NCAA Tournament at Dayton, Ohio (Dayton Arena)

NEW MEXICO STATE

Maryland trails 0-1

12-31-56	N1	L	43-45
----------	----	---	-------

1-All-American City Tournament at Owensboro, Ky.

NEW YORK UNIVERSITY

Maryland trails, 0-2

1-8-11	H	L	7-25
2-3-38	H	L	27-42

NIAGARA

Maryland leads, 1-0

3-25-72	N1	W	100-69
---------	----	---	--------

1-National Invitational Tournament at New York, N.Y. (Madison Square Garden)

NICHOLLS STATE

Maryland leads, 1-0

11-27-05	H	W	88-56
----------	---	---	-------

NORFOLK STATE

Maryland leads, 2-0

12-23-00	H	W	123-79
1-3-02	H	W	92-69

NORTH CAROLINA

Maryland trails, 54-113

2-5-24	H	L	20-26
1-31-25	H	L	16-21
2-9-26	H	W	23-22
2-7-27	H	W	28-20
2-8-27	H	L	23-32
2-19-27	A	W	23-19
2-8-29	H	L	22-28
2-8-30	H	W	36-33
2-19-30	A	W	29-22
2-10-31	H	W	33-31
2-28-31	N1	W	19-17
2-6-32	H	W	26-25
2-19-32	A	L	26-32
2-3-33	H	W	42-29
1-30-34	H	L	24-28
1-18-35	H	L	31-39
1-25-36	H	L	32-44
1-29-37	A	L	24-41
2-6-37	H	L	35-44
1-28-38	A	L	24-43
1-20-39	H	W	34-32
2-3-39	A	W	66-41
1-24-41	H	L	36-55
2-3-41	A	L	29-44
2-20-42	H	L	30-34
1-1-43	H	W	47-40
2-16-43	A	W	40-31
1-5-45	A	L	28-53
1-7-46	A	L	28-64
2-8-46	H	L	31-33
3-1-46	N2	L	27-54
1-4-47	A	L	42-58
1-24-47	H	W	61-57
1-3-48	A	L	46-70
2-13-48	H	L	47-51
1-3-49	A	L	47-55
2-11-49	H	L	52-66
3-3-49	N3	L	61-79
1-2-50	A	L	53-55
2-3-50	H	L	56-69
1-2-51	A	W	67-59
1-20-51	H	W	56-55
1-3-52	A	L	47-51
1-18-52	H	W	71-51
1-3-53	A	L	49-59
1-17-53	H	W	68-66
12-18-54	A	W	70-60
2-12-55	H	W	63-61
12-17-55	H	L	62-68
1-16-56	A	L	55-64
12-17-56	A	L	61-70
2-5-57	H	L	61-65 (OT)
1-11-58	H	W	74-61
2-22-58	A	L	59-66
3-8-58	N4	W	86-74
2-4-59	A	L	57-64
2-21-59	H	W	69-51
2-3-60	H	L	66-75
2-23-60	A	L	64-81
12-29-60	N5	L	57-81
1-16-61	H	L	52-58
2-2-61	A	L	56-63
2-6-62	H	W	79-62
2-19-62	A	L	67-70
1-14-63	H	L	56-78
2-7-63	A	L	68-82
1-13-64	A	L	88-97
2-18-64	H	W	74-64
1-4-65	H	W	76-68
1-30-65	A	W	91-80
1-3-66	A	L	52-67
2-5-66	H	W	76-66
3-3-66	N4	L	70-75
2-4-67	A	L	77-87
2-22-67	H	L	78-79
2-3-68	H	L	67-73
2-21-68	A	L	60-83
2-1-69	A	L	87-107
2-19-69	H	L	86-88
1-31-70	H	L	69-77
2-18-70	A	L	83-90
1-30-71	A	L	79-105

2-17-71	H	L	76-100
1-29-72	A	L	72-92
2-16-72	H	W	79-77 (OT)
3-11-72	N6	L	64-73
1-27-73	H	W	94-88
2-14-73	A	L	85-95
1-26-74	A	L	73-82
2-13-74	H	W	91-80
3-8-74	N6	W	105-85
1-25-75	H	L	66-69
2-15-75	A	W	96-74
1-25-76	A	L	93-95 (OT)
2-11-76	H	L	69-81
1-22-77	H	L	68-71
2-9-77	A	L	70-97
1-21-78	A	L	71-85
2-8-78	H	L	64-66
1-20-79	H	L	53-54
2-7-79	A	L	67-76
3-2-79	N6	L	79-102
1-20-80	A	W	92-86
2-7-80	H	W	70-69
1-7-81	A	L	66-75
2-15-81	H	L	63-76
3-7-81	N7	L	60-61
1-5-82	H	L	50-66
2-11-82	A	L	56-59
1-12-83	A	L	71-72
2-16-83	H	W	106-94
1-12-84	H	L	62-74
2-19-84	A	L	63-78
1-9-85	A	L	74-75
2-13-85	H	L	54-60
1-14-86	H	L	67-71
2-20-86	A	W	77-72 (OT)
2-7-86	N6	W	85-75
1-8-87	A	L	65-98
2-14-87	H	L	86-93
3-6-87	N7	L	63-82
1-14-88	H	L	65-71
2-20-88	A	L	73-74
3-12-88	N6	L	64-74
1-11-89	A	L	72-88
2-19-89	H	L	75-86
3-11-89	N8	L	58-88
1-10-90	H	W	98-88
2-17-90	A	W	80-76
1-9-91	A	L	73-105
2-16-91	H	L	75-87
1-13-92	A	L	76-96
3-1-92	H	W	82-80
1-9-93	A	L	73-101
2-9-93	H	L	63-77
3-12-93	N9	L	66-102
1-8-94	H	L	70-75
2-10-94	A	L	89-95
1-7-95	A	L	90-100
2-7-95	H	W	86-73
3-11-95	N6	L	92-97 (OT)
1-6-96	H	L	86-88 (OT)
2-6-96	A	W	84-78
1-8-97	A	W	85-75
2-22-97	H	L	81-93
1-14-98	H	W	89-83 (OT)
2-14-98	A	L	67-85
3-7-98	N6	L	73-83 (OT)
1-13-99	A	W	89-76
2-13-99	H	W	81-64
3-6-99	N6	L	79-86
1-27-00	A	L	63-75
2-26-00	H	W	81-73
1-10-01	H	L	83-86
2-10-01	A	L	82-96
1-9-02	H	W	112-79
2-10-02	A	W	92-77
1-22-03	A	W	81-66
2-22-03	H	W	96-56
3-14-03	N6</		

2002 NCAA CHAMPIONS 2004 ACC CHAMPIONS



NORTHEASTERN

Maryland leads, 1-0

11-23-85	H	W	84-72
----------	---	---	-------

NORTHWESTERN

Maryland trails, 0-1

12-6-58	A	L	62-66
---------	---	---	-------

NORTH TEXAS

Maryland leads, 1-0

12-23-98	H	W	132-57
----------	---	---	--------

NOTRE DAME

Maryland trails, 8-10

1-4-75	H	W	90-82
3-20-75	N1	W	83-71
1-31-76	A	W	69-63
11-27-76	H	L	79-80 ⁽⁰¹⁾
1-29-78	A	L	54-69
1-27-79	H	W	67-66
1-26-80	A	L	63-64
1-24-81	H	L	70-73
1-23-82	A	L	51-55
1-22-83	H	W	68-67
1-28-84	A	L	47-52
1-26-85	H	W	77-65
2-3-86	A	L	62-69
12-31-86	H	L	50-63
2-2-88	A	W	78-75
11-26-99	N2	W	72-67
12-7-02	N3	L	67-79
12-3-06	N3	L	74-81

1-NCAA Tournament at Las Cruces, N.M. (Pan American Center); 2-Preseason NIT at New York, N.Y. (Madison Square Garden); 3-BB&T Classic at Washington, D.C. (MCI Center)

OLD DOMINION

Maryland leads, 4-1

2-2-83	H	W	87-67
1-21-84	A	W	69-58
2-4-85	H	W	87-75
1-24-87	A	L	73-87
2-6-88	A	W	70-65

OHIO STATE

Maryland trails, 2-3

12-29-34	H	W	50-41
3-12-79	H1	L	72-79
12-1-83	N2	L	68-72
12-11-84	H	W	76-73
11-30-85	A	L	66-78

1-National Invitation Tournament at College Park, Md. (Cole Field House); 2-at East Rutherford, N.J. (Brendan Byrne Arena)

OHIO U.

Maryland leads, 1-0

12-19-81	H	W	90-64
----------	---	---	-------

OHIO WESLEYAN

Maryland trails, 0-1

12-19-49	H	L	71-75
----------	---	---	-------

OKLAHOMA

The series is tied, 2-2

1-19-93	N1	W	89-78
12-7-93	N2	L	85-88
2-24-01	H	W	68-60
12-21-01	A	L	56-72

1-at Baltimore, Md. (Baltimore Arena); 2-at Oklahoma City, Okla. (The Myriad)

OKLAHOMA STATE

Maryland leads, 1-0

12-16-66	N1	W	50-49
----------	----	---	-------

1-Memphis Invitational at Memphis, Tenn. (Mid-South Coliseum)

ORAL ROBERTS

Maryland leads, 1-0

3-16-05	H1	W	85-72
---------	----	---	-------

1-NIT First Round at College Park, Md. (Comcast Center)

PENN STATE

Maryland leads, 8-7

12-1-60	H	W	64-47
12-2-61	A	L	65-71
12-1-62	H	L	61-62
12-7-63	A	L	62-91
12-2-64	H	W	72-71
12-1-65	A	L	61-65
12-1-66	H	W	76-53
12-2-67	A	L	71-76
11-30-68	H	W	66-56
12-1-77	N1	W	89-80
12-7-78	N1	W	69-61
12-3-79	N1	W	56-55
11-27-82	N2	L	79-97
12-6-83	N1	W	67-58
3-19-90	A3	L	78-80

1-at Hershey, Pa. (Hershey Park Arena); 2-at Baltimore, Md. (Baltimore Arena); 3-National Invitation Tournament at State College, Pa. (Recreation Building)

PENNSYLVANIA

Maryland trails, 3-12

2-9-27	A	W	26-21
2-8-28	A	L	26-30
12-22-28	A	L	18-30
1-4-39	A	L	24-36
1-3-40	A	L	34-41
1-8-41	A	L	32-43
1-13-43	A	L	49-51
3-12-47	A	L	54-80
1-12-49	A	L	67-81
12-14-49	A	L	52-54
12-6-50	A	L	65-74
12-8-51	A	L	52-53
12-6-52	A	L	53-70
1-21-97	N1	W	103-73
12-9-00	A	W	87-81

1-at Baltimore, Md. (Baltimore Arena)

PEPPERDINE

Maryland leads, 2-0

3-14-86	N1	W	69-64
12-14-03	H	W	96-72

1-NCAA Tournament at Long Beach, Calif. (Long Beach Arena)

PITTSBURGH

Maryland leads, 5-1

2-15-77	H	W	88-75
2-16-78	A	L	86-89 ⁽⁰¹⁾
1-12-80	H	W	95-88
1-27-81	A	W	69-66 ⁽⁰¹⁾
12-27-96	N1	W	66-63
11-28-98	N2	W	87-52

1-Rainbow Classic at Honolulu, Hawaii (Blaisdell Center); 2-Puerto Rico Shootout at Bayamon, P.R. (Eugenio Guerra Sports Complex)

PRINCETON

Maryland leads, 5-3

1924-25	A	L	24-38
1925-26	H	W	32-26
12-11-68	H	L	63-72
12-10-69	A	L	67-75
12-30-75	H1	W	66-59
12-4-76	H	W	58-45
12-19-98	N2	W	81-58
12-2-01	N3	W	61-53

1-Maryland Invitational at College Park, Md. (Cole Field House); 2-at Baltimore, Md. (Baltimore Arena); 3-BB&T Classic at Washington, D.C. (MCI Center)

PROVIDENCE

The series is tied, 1-1

3-17-73	N1	L	89-103
12-4-91	N2	W	76-66

1-NCAA Tournament at Charlotte, N.C. (Charlotte Coliseum); 2-ACC/Big East Challenge at Hartford, Conn. (Hartford Civic Center)

QUANTICO

Maryland trails, 1-2

12-11-43	H	L	33-59
12-21-45	H	L	47-50
1-3-47	A	W	62-48

RANDOLPH

Maryland leads, 4-1

1-9-29	H	L	20-33
1-5-38	H	W	43-27
12-14-39	H	W	47-16
12-29-83	H1	W	58-52
1-7-86	H	W	74-50

1-Maryland Invitational at College Park, Md. (Cole Field House)

RHODE ISLAND

Maryland leads, 2-1

1-5-40	A	L	53-59
12-28-54	N1	W	83-66
3-7-79	H2	W	67-65 ⁽⁰⁰¹⁾

1-All-American City Tournament at Owenston, Ky.; 2-National Invitation Tournament at College Park, Md. (Cole Field House)

RICHMOND

Maryland leads, 25-15

2-9-24	A	W	24-22
1-12-26	H	W	30-14
2-9-34	H	L	33-44
2-9-35	H	L	26-56
1-18-36	H	W	28-24
12-17-36	A	L	40-51
12-16-37	H	L	26-31
12-13-38	A	L	34-39
3-2-39	N1	W	47-32
1-13-40	H	W	35-19
12-14-40	H	L	36-48
1-31-41	A	L	17-38
12-13-41	A	W	41-23
12-10-42	H	W	32-28
2-12-44	A	L	34-65
2-16-46	H	W	37-31
1-8-47	H	L	39-41
2-15-47	A	L	49-68
2-19-48	H	W	60-53
2-26-48	A	L	62-64
12-13-48	H	L	45-54
2-24-49	A	W	66-51
1-12-50	A	L	49-59
2-21-50	H	W	67-48
1-6-51	A	W	48-42
2-21-51	H	W	42-33
12-14-52	H	W	55-45
2-27-52	A	W	54-50
1-8-53	A	W	63-60 ⁽⁰¹⁾
2-9-53	H	L	46-49
1-4-54	A	W	72-64
1-11-54	H	L	71-73
1-2-71	H	W	99-67
2-22-72	H	W	76-61
12-2-72	A	W	82-50
1-2-74	A	W	96-60
11-18-74	H	W	106-81
12-6-75	A	W	98-71
1-4-77	H	W	90-87
3-12-82	N2	W	66-50

1-So. Conf. Tournament at Raleigh, N.C. (Reynolds Coliseum); 2-National Invitation Tournament at New York, N.Y. (Madison Square Garden)

RIDER

Maryland leads, 3-0

12-23-91	H	W	83-69
11-30-93	H	W	93-79
12-13-95	H	W	83-67

RUTGERS

The series is tied, 3-3

1-4-40	A	W	51-39
2-19-41	H	L	45-50
12-19-50	H	W	51-45
1-12-52	A	L	55-61
12-27-90	N1	W	86-81
12-28-91	N2	L	79-95

1-ECAC Holiday Festival at New York, N.Y. (Madison Square Garden); 2-Fiesta Bowl Classic at Tucson, Ariz. (McKale Center)

SACRAMENTO STATE

Maryland leads, 1-0

12-24-89	N1	W	98-68
----------	----	---	-------

1-Chamaine Christmas Classic at Honolulu, Hawaii (Blaisdell Center)

ST. FRANCIS (PA.)

Maryland leads, 1-0

12-30-55	H1	W	75-66
----------	----	---	-------

1-Mid-Winter Festival at College Park, Md. (Cole Field House)

ST. JOHN'S (ANNAPOLIS)

Maryland leads, 9-5

1-23-14	A	L	10-48
2-7-14	A	L	15-38
1-25-28	H	W	25-22
1-26-29	H	W	20-18
2-25-30	H	W	42-25
2-17-31	H	W	32-27
2-17-32	H	W	24-20
2-16-33	H	W	34-22
2-15-34	H	L	32-37
3-2-35	H	L	17-24
2-12-36	H	W	40-28
2-23-37	A	L	37-39
2-23-38	H	W	38-29
2-15-39	A	W	48-20

ST. JOHN'S

Series Tied, 2-2

1-2-42	A	L	48-64
12-30-71	H1	W	90-69
3-18-99	N2	L	62-76
11-16-06	A3	W	92-60

1-Maryland Invitational at College Park, Md. (Cole Field House); 2-NCAA Tournament at Knoxville, Tenn. (Thompson-Boling Arena); 3-2K Sports College Hoops Classic at New York, N.Y. (Madison Square Garden)

ST. JOSEPH'S

Maryland leads, 3-1

3-18-72	N1	W	67-55
12-29-78	H2	W	62-56 ⁽⁰¹⁾
12-30-80	H2	W	74-57
12-8-82	H	L	56-64

1-National Invitation Tournament at New York, N.Y. (Madison Square Garden); 2-Maryland Invitational at College Park, Md. (Cole Field House)

ST. LOUIS

Maryland leads, 1-0

3-17-94	N1	W	74-66
---------	----	---	-------

1-NCAA Tournament at Wichita, Kan. (Kansas Coliseum)

ST. PETER'S

Maryland leads, 1-0

11-27-81	H	W	49-42
----------	---	---	-------

SAN FRANCISCO

Maryland leads, 2-0

12-21-73	N1	W	78-60
11-17-99	H2	W	71-61

1-Cable Car Classic at Oakland, Calif. (Oakland Coliseum); 2-Preseason NIT at College Park, Md. (Cole Field House)

SANTA CLARA

The series is tied, 1-1

12-22-73	N1	W	53-32
3-15-96	N2	L	79-91

1-Cable Car Classic at Oakland, Calif. (Oakland Coliseum); 2-NCAA Tournament at Tempe, Ariz. (Special Events Center)

SETON HALL

Maryland leads, 2-1

12-30-41	A	L	15-59
2-20-71	A	W	56-55
12-29-75	H1	W	104-69

1-Maryland Invitational at College Park, Md. (Cole Field House)

SIENA

Maryland leads, 2-0

3-15-02	N1	W	85-70
12-31-06	H	W	94-75

1-NCAA Tournament at Washington, D.C. (MCI Center)

SOUTH CAROLINA

Maryland leads, 31-27

1924-25	H	W	38-22
2-24-33	N1	L	28-65
1-4-35	H	W	35-21
1-29-40	A	L	30-33
1-16-48	H	W	68-54
2-21-48	A	W	54-53
2-8-49	H	W	79-49
2-19-49	A	W	57-56
2-13-50	H	L	56-61
2-24-50	A	L	44-59
2-2-51	A	L	43-70
2-12-51	H	W	47-37
12-3-53	A	W	53-49
12-18-53	H	W	79-48
1-4-55	H	W	68-51
1-10-55	A	W	68-52
1-4-56	H	W	76-57
1-9-56	A	W	59-53
1-5-57	A	L	60-68
1-14-57	H	W	66-59
3-8-57	N2	L	64-74
1-3-58	A	W	72-59
3-1-58	H	W	99-59
1-9-59	A	W	59-41

2002 NCAA CHAMPIONS 2004 ACC CHAMPIONS

TEXAS A-L PASO

Maryland trails, 1-2

12-21-67	A1	L	53-70
12-30-88	A2	L	51-69
3-18-04	N3	W	86-83

1-Sun Carnival Tournament at El Paso, Texas (Memorial Gymnasium); 2-Sun Bowl Tournament at El Paso, Texas (Special Events Center); 3-NCAA Tournament at Denver, Colo. (Pepsi Center)

TEXAS

Maryland leads, 1-0

3-18-95	N1	W	82-68
---------	----	---	-------

1-NCAA Tournament at Salt Lake City, Utah (Jon Huntsman Center)

TEXAS A&M CORPUS CHRISTI

Maryland leads, 1-0

1-4-06	H	W	99-73
--------	---	---	-------

TEXAS CHRISTIAN

Maryland leads, 2-0

11-25-88	N1	W	74-67
3-26-05	H2	W	85-73

1-Freedom Bowl Classic at Irvine, Calif. (Bren Events Center); 2-NIT Third Round at College Park, Md. (Comcast Center)

TEXAS TECH

Maryland leads, 1-0

12-27-54	N1	W	58-54
----------	----	---	-------

1-All-American City Tournament at Owensboro, Ky.

TOWSON

Maryland leads, 12-0

12-9-81	H	W	75-59
12-14-82	H	W	66-56
2-21-85	H	W	91-38
12-13-85	H	W	91-58
1-5-87	H	W	79-71
11-26-90	H	W	93-69
12-21-91	H	W	83-76
12-23-92	H	W	78-68
12-23-93	N1	W	109-71
12-12-94	H	W	120-73
11-27-95	N1	W	70-67
11-30-96	H	W	93-76

1-at Baltimore, Md. (Baltimore Arena)

TULANE

Maryland leads, 1-0

11-19-99	H1	W	78-70
----------	----	---	-------

1-Presason NIT at College Park, Md. (Cole Field House)

TULSA

Maryland leads, 1-0

12-28-64	N1	W	66-59
----------	----	---	-------

1-Hurricane Classic at Miami, Fla. (Miami Beach Convention Center)

UC IRVINE

Maryland leads, 1-0

12-11-90	H	W	93-79
----------	---	---	-------

UCLA

Maryland trails, 2-5

12-1-73	A	L	64-65
12-28-74	H1	L	75-81
12-29-81	A	L	57-90
12-23-82	H	W	80-79 (OT)
12-9-95	N2	L	63-73
11-27-98	N3	W	70-54
3-18-00	N4	L	70-105

1-Maryland Invitational at College Park, Md. (Cole Field House); 2-John Wooden Classic at Anaheim, Calif. (Arrowhead Pond of Anaheim); 3-Puerto Rico Shootout at Bayamon, P.R. (Eugenio Guerra Sports Complex); 4-NCAA Tournament at Minneapolis, Minn. (HHH Metrodome)

UC SANTA BARBARA

Maryland leads, 1-0

3-18-88	N1	W	92-82
---------	----	---	-------

1-NCAA Tournament at Cincinnati, Ohio (Riverfront Coliseum)

UNC ASHEVILLE

Maryland leads, 2-0

12-22-97	H	W	110-52
12-12-04	H	W	96-72

UNC CHARLOTTE

Maryland leads, 1-0

12-22-75	H	W	70-60
----------	---	---	-------

UNC GREENSBORO

Maryland leads, 2-0

2-25-92	H	W	84-55
12-23-03	H	W	85-58

UNC WILMINGTON

Maryland leads, 2-0

12-27-97	H	W	74-36
3-21-03	N1	W	75-73

1-NCAA Tournament at Nashville, Tenn. (Gaylord Entertainment Center)

UNLV

Maryland trails, 1-4

2-4-78	H	W	81-68
12-4-78	A	L	88-94
1-19-85	A	L	76-78
12-7-85	H	L	61-64
3-16-86	N1	L	64-70

1-NCAA Tournament at Long Beach, Calif. (Long Beach Arena)

U.S. MERCHANT MARINES

Maryland trails, 1-3

2-27-45	A	L	41-54
2-14-46	H	W	43-39
2-26-46	A	L	31-48
2-19-47	A	L	47-73

UTAH

Maryland leads, 1-0

11-22-94	N1	W	90-78
----------	----	---	-------

1-Maui Invitational at Lahaina, Hawaii (Lahaina Civic Center)

UTAH STATE

Maryland leads, 1-0

3-12-98	N1	W	82-68
---------	----	---	-------

1-NCAA Tournament at Sacramento, Calif. (Arco Arena)

VALPARAISO

Maryland leads, 1-0

3-11-99	N1	W	82-60
---------	----	---	-------

1-NCAA Tournament at Orlando, Fla. (Orlando Arena)

VANDERBILT

Maryland leads, 1-0

12-28-57	N1	W	71-56
----------	----	---	-------

1-Sugar Bowl Tournament at New Orleans, La. (Loyola Field House)

VERMONT

Maryland leads, 1-0

11-8-06	H1	W	102-75
---------	----	---	--------

1-2K Sports College Hoops Classic at College Park, Md. (Comcast Center)

VILLANOVA

Maryland trails, 1-2

1-27-85	H	W	77-74
3-22-85	N1	L	43-46
2-1-86	A	L	62-64

1-NCAA Tournament at Birmingham, Ala. (Birmingham Coliseum)

VIRGINIA

Maryland leads, 101-65

1923-24	H	L	13-26
1924-25	H	W	24-18
1924-25	A	W	36-25
1925-26	A	L	28-34
1925-26	H	W	30-21
1926-27	A	L	17-22
1926-27	H	W	29-28 (OT)
1-27-28	H	W	26-20
2-13-28	A	L	12-34
1-15-29	A	W	30-22
2-1-29	H	L	22-25
1-14-30	H	W	54-20
2-15-30	H	W	51-29
2-2-31	A	L	31-34
2-13-31	H	W	34-21
1-21-32	A	W	36-31
2-13-32	H	W	46-18
1-31-33	A	L	19-26
2-9-33	H	W	37-28
1-26-34	A	W	43-20
2-6-34	H	W	28-25
2-2-35	H	W	44-24
2-20-35	A	W	33-32
2-6-36	H	W	40-34
1-23-37	H	W	37-23
1-27-38	A	W	39-23
1-28-39	H	W	31-21
2-6-41	A	L	18-47
1-9-42	A	W	35-34
1-29-42	H	W	36-26
1-9-43	H	W	53-49
2-15-43	A	W	56-42
1-8-44	A	L	20-52
2-5-44	H	L	26-49
2-3-45	A	L	26-57
2-10-45	H	L	33-61
1-23-46	A	L	45-48
2-9-46	H	W	37-36
1-12-48	A	L	44-64
2-16-48	H	L	56-68
12-16-48	H	L	47-53
1-7-49	A	L	43-79
12-6-49	A	L	56-66
2-14-50	H	W	70-52
12-1-50	H	W	59-57
12-13-50	A	W	46-43
12-2-51	A	W	59-42
1-7-52	H	W	63-53
12-2-52	H	W	71-61
1-5-53	A	W	59-56
1-5-54	H	W	70-64
1-18-54	A	W	70-56
12-14-54	A	W	72-69
1-6-55	H	W	78-65
3-3-55	N1	L	67-68 (OT)
12-2-55	H	W	67-55
2-23-56	A	L	60-73
12-1-56	A	W	67-63
1-1-57	N2	W	43-39
2-12-57	H	W	85-64
3-7-57	N1	W	71-68
2-7-58	A	W	87-66
2-18-58	H	W	69-56
3-6-58	N1	W	70-66
12-10-58	H	W	63-56
2-18-59	A	L	50-62
3-5-59	N1	L	65-66
12-9-59	H	W	70-62
2-10-60	A	W	44-43
12-3-60	A	W	57-52
2-22-61	H	W	77-62
12-18-61	A	W	91-70
2-21-62	H	L	68-72
12-15-62	A	W	67-61
2-16-63	H	L	69-71
12-2-63	H	W	68-58
2-20-64	A	L	73-79
2-15-64	A	L	59-61
2-17-65	H	W	52-47
1-5-66	H	L	62-65
2-16-66	A	W	71-64
12-13-66	A	W	85-85
2-13-67	H	W	87-76
2-13-68	H	W	85-76
2-28-68	A	L	68-70
1-16-69	H	L	77-78
2-15-69	A	L	78-84
2-11-70	A	L	69-71
2-28-70	H	W	79-71
2-10-71	A	L	63-78
3-6-71	H	W	89-84 (OT)
12-8-71	A	L	57-78
3-4-72	H	W	45-42
3-10-72	N3	W	62-57
1-9-73	H	W	93-74

3-3-73	A	W	92-81
2-6-74	A	W	88-81
3-2-74	H	W	110-75
2-4-75	H	W	86-79
2-19-75	A	W	70-51
2-4-76	A	W	69-66
2-28-76	H	W	81-73
3-5-76	N4	L	65-73
2-2-77	H	W	82-67
2-26-77	A	L	68-77
2-1-78	A	L	64-66
2-25-78	H	L	70-79
1-31-79	H	L	63-69
2-21-79	A	L	72-75
1-30-80	A	W	63-61
2-23-80	H	W	82-71
1-14-81	H	L	64-66
2-28-81	A	L	63-74
3-6-81	N4	W	85-62
1-12-82	A	L	40-45 (OT)
2-27-82	H	W	47-46 (OT)
1-8-83	H	L	64-83
3-7-83	A	L	81-83
1-31-84	A	W	67-66
3-4-84	H	W	74-65
1-30-85	H	W	71-58
3-3-85	A	W	60-55
1-19-86	A	L	49-70
3-1-86	H	W	87-72
1-10-87	H	L	64-71
3-1-87	A	L	77-82
1-20-88	A	L	72-84
3-5-88	H	W	69-63
1-17-89	H	L	58-64 (OT)
3-5-89	A	L	59-86
1-17-90	A	W	74-72
3-3-90	H	W	89-74
1-16-91	H	L	62-76
3-2-91	A	W	78-74 (OT)
1-29-92	A	L	75-82
3-7-92	H	L	74-76
2-4-93	H	L	68-70
3-6-93	A	L	74-88
2-2-94	A	W	66-73
3-5-94	H	W	70-68
3-11-94	N5	L	63-69
2-1-95	H	W	71-62
3-5-95	A	L	67-92
2-1-96	A	W	80-72
3-2-96	H	W	83-71
1-4-97	H	W	78-62
3-2-97	A	L	74-81
2-1-98	H	W	77-70
2-24-98	A	W	74-66
1-7-99	A	W	71-66
2-6-99	H	W	88-72
2-2-00	H	W	91-79
3-4-00	A	L	87-89 (OT)
1-31-01	A	L	78-99
3-3-01	H	W	102-67
1-31-02	A	W	91-87
3-3-02	H	W	112-92
2-6-03	H	L	78-86
3-9-03	A	L	78-80 (OT)
2-4-04	A	W	71-67
3-7-04	H	W	70-61
1-19-05	H	W	82-68
2-19-05	A	W	92-89 (OT)
2-7-06	H	W	76-65
3-5-06	A	W	71-70
1-16-07	A	L	91-103
2-6-07	H	L	65-69

1-ACC Tournament at Raleigh, N.C. (Reynolds Coliseum); 2-All-American City Tournament at Owensboro, Ky.; 3-ACC Tournament at Greensboro, N.C. (Greensboro Coliseum); 4-ACC Tournament at Landover, Md. (Capital Centre); 5-ACC Tournament at Charlotte, N.C. (Charlotte Coliseum)

ACC SERIES PROFILE

Terps at Home: 60-21
Terps at Cole Field House: 22-25
Terps at Comcast Center: 3-2
Terps on the Road: 35-40
Terps at Neutral Sites: 5-5
Terps since 1953-54: 71-46
Last 10 Games: 6-4
Current Streak: UVA won 2
Longest UM Win Streak: 11
Longest UVA Win Streak: 5
Largest Win Margin: 35 (102-67 on March 3, 2001; 110-75 on March 2, 1974)
Largest Loss Margin: 36 (79-43 on Jan. 7, 1949)
Most UM Points Scored: 112
Most UVA Points Scored: 103

VIRGINIA MILITARY INSTITUTE (VMI)

Maryland leads, 42-10

1-28-11	A	W	17-14
2-4-14	A	L	3-44
1923-24	H	L	12-21
1923-24	N1	W	34-19
1925-26	A	W	30-21
1926-27	A	W	32-15
1-14-28	A	W	23-9
2-5-29	A	W	30-27
2-12-30	A	W	44-25
2-22-30	H		

2002 NCAA CHAMPIONS 2004 ACC CHAMPIONS



2-24-85	H	W	69-66
1-28-86	H	W	77-55
2-26-86	A3	W	59-48
2-2-87	A	L	58-69
2-22-87	H	L	68-75
1-2-88	H	W	93-76
2-27-88	A3	W	70-65
1-4-89	A	L	60-70
2-25-89	H	L	61-75
1-4-90	H	W	88-82
2-24-90	A	L	74-84
1-2-91	A	L	62-74
2-23-91	H	W	86-78
1-22-92	H	L	76-86
3-5-92	A	W	77-66
1-16-93	H	L	73-86
2-17-93	A	L	64-88
1-15-94	A	W	61-58
2-16-94	H	W	81-58
1-14-95	H	W	76-66
2-15-95	A	L	54-63
1-13-96	A	L	64-77
2-15-96	H	L	78-85
1-19-97	A	W	54-51
2-1-97	H	L	69-74
1-17-98	A	L	60-72
2-19-98	H	L	79-83
12-3-98	H	W	92-69
1-31-99	A	L	72-85
1-19-00	H	W	71-53
2-19-00	A	W	73-67
1-17-01	H	W	81-71
2-17-01	A	W	73-57
3-9-01	N5	W	71-53
1-23-02	A	W	85-63
2-24-02	H	W	90-89
1-15-03	A	L	72-81
2-17-03	H	W	90-67
1-29-04	A	L	85-93
2-28-04	H	L	83-91
3-12-04	N4	W	87-86
1-11-05	A	L	66-81
1-15-06	H	W	90-86
2-3-07	A	W	79-72

1-So. Conf. Tournament at Raleigh, N.C. (Reynolds Coliseum); 2-ACC Tournament at Raleigh, N.C. (Reynolds Coliseum); 3-at Greensboro, N.C. (Greensboro Coliseum); 4-ACC Tournament at Greensboro, N.C. (Greensboro Coliseum); 5-ACC Tournament at Atlanta, Ga. (Georgia Dome)

ACC SERIES PROFILE

Terps at Home: 34-17
 Terps at Cole Field House: 31-15
 Terps at Comcast Center: 2-1
 Terps on the Road: 21-33
 Terps at Neutral Sites: 4-4
 Terps since 1953-54: 57-51
 Last 10 Games: 6-4
 Current Streak: MD won 2
 Longest UM Win Streak: 7
 Longest WFU Win Streak: 6
 Largest Win Margin: 29 (105-76 on Jan. 22, 1973)
 Largest Loss Margin: 39 (80-41 on Feb. 28, 1963)
 Most UM Points Scored: 105
 Most WFU Points Scored: 104

WASHINGTON COLLEGE

Maryland leads, 13-4

1924-25	H	L	16-27
1925-26	H	W	30-26
1926-27	H	L	18-22
1926-27	A	L	16-21
2-17-28	H	W	22-20
2-11-31	H	L	32-33
2-10-32	H	W	36-16
2-8-33	H	W	35-27
2-17-34	H	W	44-33
1-16-35	H	W	43-27
1-23-36	H	W	46-34
2-18-36	A	W	56-30
1-20-37	H	W	41-20
2-16-38	A	W	43-42
2-24-39	H	W	47-37
2-22-41	H	W	26-18
1-16-42	H	W	28-25

WASHINGTON & LEE

Maryland leads, 27-26

1910-11	A	L	17-46
1-31-11	H	L	24-29
2-3-14	A	L	8-63
1923-24	H	W	22-21
1925-26	H	W	40-27
1925-26	A	W	33-20
1926-27	H	W	44-32
1926-27	A	L	32-34
12-19-27	H	W	38-24
1-13-28	A	W	31-28
2-2-29	H	L	22-47
2-6-29	A	L	18-42
2-3-30	H	L	25-29
2-13-30	A	L	21-36
1-10-31	A	W	36-21
2-3-31	H	W	28-17
1-15-32	A	W	42-38
2-15-32	H	W	49-19
1-14-33	A	L	40-43
2-11-33	H	W	46-28
3-1-34	N1	L	37-45
2-16-35	H	L	29-33
1-10-36	A	L	27-30
2-11-36	H	L	54-55
3-8-36	N1	L	32-38
1-8-37	A	L	27-51
2-18-37	H	L	35-41
1-7-38	A	L	29-31
2-5-38	H	W	36-32
2-11-39	H	W	39-37
1-20-40	H	L	25-44
2-8-40	A	L	19-39
2-28-40	N1	W	43-30
1-14-41	A	L	41-59
2-8-41	H	L	15-42
2-3-42	A	L	44-52
2-7-42	H	L	28-30
1-15-43	A	L	40-50
2-13-43	H	W	55-35
1-16-47	A	W	65-60
1-31-47	H	W	59-50
12-17-47	A	L	64-70
2-7-48	H	W	64-38
2-5-49	A	W	66-60
12-10-49	H	W	65-46

12-18-50	H	W	52-43
2-7-51	A	L	65-83
12-5-51	H	W	71-51
12-19-51	A	W	51-43
12-18-52	A	W	58-40
2-14-53	H	W	87-56
2-4-54	A	W	51-25
2-11-54	H	W	76-43

1-So. Conf. Tournament at Raleigh, N.C. (Reynolds Coliseum)

WASHINGTON Y.M.C.A.

Maryland trails, 0-1

1904-05	L		
---------	---	--	--

WEST VIRGINIA

Maryland trails, 14-23

1925-26	H	W	25-15
1-5-34	A	L	24-26
1-2-35	H	L	29-39
2-10-36	A	L	26-51
12-19-41	A	L	36-63
2-14-42	H	L	27-41
2-23-46	H	L	33-35
12-14-46	A	L	43-81
2-14-51	H	L	64-70
12-15-51	A	L	36-39
12-13-52	H	W	52-45
12-14-53	A	L	71-87
12-14-63	H	W	74-72
2-5-64	A	L	67-91
12-12-64	H	L	73-80 ^(OT)
2-10-65	A	W	86-78
12-21-65	A	L	74-76
2-12-66	H	W	107-92
1-11-67	A	W	82-81 ^(OT)
1-28-67	H	L	58-61
1-10-68	H	W	79-75
2-10-68	A	L	66-83
12-4-68	A	L	65-86
2-8-69	H	W	91-84
1-7-70	H	W	83-76
2-25-70	A	L	78-83
2-27-71	H	L	81-83
3-17-84	N1	W	102-77
12-1-84	H	W	56-47
12-12-85	A	W	42-41

1-21-87	H	W	65-62
12-5-87	A	L	49-75
12-27-88	H	L	61-69
12-1-90	A	L	85-90
12-7-91	H	W	101-91
12-5-92	A	L	72-86
12-7-03	N2	L	77-78 ^(OT)

1-NCAA Tournament at Birmingham, Ala. (Birmingham Coliseum); 2-BB&T Classic at Washington, D.C. (MCI Center)

WESTERN CAROLINA

Maryland leads, 2-0

11-14-98	H	W	113-46
12-7-05	H	W	87-57

WESTERN KENTUCKY

Maryland leads, 2-0

12-29-71	H1	W	103-67
12-28-77	H1	W	91-78

1-Maryland Invitational at College Park, Md. (Cole Field House)

WESTERN MARYLAND

Maryland leads, 12-0

1926-27	H	W	32-25
2-24-28	H	W	30-29
2-15-29	H	W	32-17
2-6-30	H	W	37-18
2-14-31	H	W	45-35
2-12-32	H	W	25-15
2-18-33	H	W	37-32
2-10-34	H	W	49-33
1-14-37	H	W	48-36
12-12-39	H	W	48-32
12-17-46	H	W	49-39
12-11-47	A	W	63-58

WICHITA STATE

Maryland leads, 1-0

12-28-68	N1	W	95-83
----------	----	---	-------

1-Charlotte Invitational at Charlotte, N.C. (Charlotte Coliseum)

WIDENER COLLEGE

Maryland trails, 0-2

1910-11	A	L	19-50
2-28-14	A	L	

WILLIAM & MARY

Maryland leads, 22-8

12-20-28	H	W	30-20
12-13-29	H	W	27-23
1-30-36	H	W	41-39
2-9-37	H	W	41-29
2-10-38	H	W	45-38
2-14-39	H	L	49-57
2-14-41	H	L	40-58
12-16-41	A	L	34-39
2-13-42	H	W	42-32
2-23-43	H	W	51-36
2-17-45	A	W	53-46
2-20-46	A	L	36-42
1-10-50	H	L	52-56
2-1-50	A	L	56-64
12-11-50	H	W	48-41
2-17-51	A	L	50-55
12-12-51	H	W	54-53
2-16-52	A	L	66-71
12-4-52	H	W	64-61
2-17-53	A	W	79-57
12-8-53	A	W	69-54
2-25-54	H	W	74-55
2-5-55	A	W	67-62
12-8-55	H	W	52-51
1-3-81	H	W	69-64
1-27-82	A	W	50-43
1-5-83	H	W	56-51
1-7-84	H	W	58-44
12-5-85	H	W	77-48
12-27-01	H	W	103-75

WINTHROP

Maryland leads, 4-0

12-27-86	H	W	76-58
12-3-87	H	W	65-52
12-7-99	H	W	76-65 ^(OT)
11-20-06	H	W	71-60

WISCONSIN

Maryland trails, 1-4

12-30-31	A	L	30-32
12-23-32	H	L	13-22
11-29-00	N1	L	75-78 ^(OT)
3-17-02	N2	W	87-57
12-2-03	H3	W	73-67 ^(OT)
11-30-04	A4	L	64-69

1-ACC/Big Ten Challenge at Milwaukee, Wisc. (Bradley Center); 2-NCAA Tournament at Washington, D.C. (MCI Center); 3-ACC/Big Ten Challenge at College Park, Md. (Comcast Center); 4-ACC/Big Ten Challenge at Madison, Wisc. (Kohl Center)

WOODROW GENERAL HOSPITAL

The series is tied, 1-1

2-9-44	H	W	48-26
2-18-44	A	L	25-35

WYOMING

Maryland leads, 1-0

12-31-60	N1	W	84-77
----------	----	---	-------

1-Dixie Classic at Raleigh, N.C. (Reynolds Coliseum)

XAVIER

Maryland leads, 2-0

12-28-76	H1	W	84-74
3-23-03	N1	W	77-64

1-Maryland Invitational at College Park, Md. (Cole Field House); 1-NCAA Tournament at Nashville, Tenn. (Gaylord Entertainment Center)

YALE

Maryland leads, 1-0

1-4-60	H	W	103-80
--------	---	---	--------



REGULAR SEASON TOURNAMENTS

Total In-Season Tournaments: 61 • Overall Record: 100-38 (.725)
Total Championships: 28 • Runner-Ups: 12

**ALL-AMERICAN CITY TOURNAMENT
(OWENSBORO, KY.)**

12-30-53	vs. Arizona State	W	65-50
12-31-53	vs. Evansville	W	66-58
1-2-54	vs. Kentucky Wesleyan	W	54-37 (champions)

12-27-54	vs. Texas Tech	W	58-54
12-28-54	vs. Rhode Island	W	83-66
12-30-54	vs. Cincinnati	W	78-61 (champions)

12-30-56	vs. Montana State	W	89-72
12-31-56	vs. New Mexico A&M	L	43-45
1-1-57	vs. Virginia	W	43-39

**BB&T BANK/CHILDREN'S
CHARITIES CLASSIC
(LANDOVER, MD./WASHINGTON, D.C.)***

12-2-95	vs. Massachusetts	L	47-80
12-3-95	vs. George Washington	W	98-81

12-8-96	vs. California	W	80-64
12-9-96	vs. George Washington	W	74-68 (champions)

12-7-97	vs. Kansas	W	86-83
12-8-97	vs. George Washington	L	66-70

12-6-98	vs. Stanford	W	62-60
12-7-98	vs. DePaul	W	92-75 (champions)

12-4-99	vs. Illinois	W	69-67
12-5-99	vs. George Washington	L	69-74

12-2-00	vs. Michigan	W	82-51
12-3-00	vs. George Washington	W	71-63 (champions)

12-2-01	vs. Princeton	W	61-53
12-3-01	vs. Connecticut	W	77-65 (champions)

12-7-02	vs. Notre Dame	L	67-79
12-8-02	vs. George Washington	W	93-82

12-6-03	vs. Gonzaga	L	68-82
12-7-03	vs. West Virginia	L	77-78 (OT)

12-4-04	vs. George Mason	W	78-54
---------	------------------	---	-------

12-5-05	vs. George Washington	L	92-101
---------	-----------------------	---	--------

12-3-06 vs. Notre Dame L 74-81
* Known as the Franklin National Bank/Children Charities Classic in its first three seasons. Held at US Airways Arena (Landover, Md.) in 1995 and 1996, moved to MCI Center (Washington, D.C.) in 1997.

BLUE GRASS FESTIVAL (LOUISVILLE, KY.)

12-28-59	vs. Indiana	L	63-72
12-29-59	vs. Fordham	W	76-54

**CABLE CAR CLASSIC
(SAN FRANCISCO, CALIF.)**

12-21-73	vs. San Francisco	W	78-60
12-22-73	vs. Santa Clara	W	53-32 (champions)

CARRIER CLASSIC (SYRACUSE, N.Y.)

12-5-80	vs. Wagner	W	96-73
12-6-80	vs. Syracuse	W	83-73 (champions)

**CENTRAL FIDELITY CLASSIC
(RICHMOND, VA.)**

12-1-89	vs. South Carolina	L	51-52
12-2-89	vs. Army	W	78-60

**CHAMINADE CHRISTMAS CLASSIC
(HONOLULU, HAWAII)**

12-22-89	vs. George Mason	W	104-86
12-23-89	vs. East Tennessee St.	W	91-86
12-24-89	vs. Sacramento State	W	98-68 (champions)

**CHARLOTTE INVITATIONAL
(CHARLOTTE, N.C.)**

12-28-66	vs. Davidson	W	66-55
12-29-66	vs. Army	W	57-54 (champions)

12-27-68	vs. Davidson	L	69-83
12-28-68	vs. Wichita	W	95-83

**COACHES VS. CANCER CLASSIC
(NEW YORK, N.Y.)**

11-8-01	vs. Arizona	L	67-71
11-9-01	vs. Temple	W	82-74

11-7-06	vs. Hampton ¹	W	102-75
11-8-06	vs. Vermont ¹	W	81-63
11-16-06	vs. St. John's	W	92-60
11-17-06	vs. Michigan State	W	62-60 (champions)

¹College Park, Md. (Comcast Center)

DIXIE CLASSIC (RALEIGH, N.C.)

12-29-60	vs. North Carolina	L	57-81
12-30-60	vs. NC State	L	67-75
12-31-60	vs. Wyoming	W	84-77

ECAC HOLIDAY FESTIVAL (NEW YORK, N.Y.)

12-27-90	vs. Rutgers	W	86-81
12-29-90	vs. South Carolina	W	78-69 (champions)

**EVANSVILLE HOLIDAY TOURNAMENT
(EVANSVILLE, IND.)**

12-27-63	vs. Arizona	L	54-57
12-28-63	vs. Columbia	W	82-76

FIESTA BOWL CLASSIC (TUCSON, ARIZ.)

12-28-91	vs. Rutgers	L	79-95
12-30-91	vs. Evansville	L	64-75

FREEDOM BOWL CLASSIC (IRVINE, CALIF.)

11-25-88	vs. Texas Christian	W	74-67
11-26-88	vs. Georgia State	W	69-62 (champions)

GREAT ALASKA SHOOTOUT**(ANCHORAGE, ALASKA)**

11-23-84	vs. Kansas	L	56-58
11-24-84	vs. Alaska-Anchorage	W	54-52
11-25-84	vs. Tennessee	W	72-49

HALL OF FAME CLASSIC**(SPRINGFIELD, MASS.)**

12-28-93	vs. Hofstra	W	93-67
12-29-93	vs. Massachusetts	L	80-94

HAWAII PACIFIC TOURNAMENT**(WAILUKU, HAWAII)**

12-28-85	vs. Stanford	W	67-65
12-29-85	vs. Hawaii-Pacific	W	92-85 (champions)

HURRICANE CLASSIC (MIAMI, FLA.)

12-28-64	vs. Tulsa	W	66-59
12-29-64	vs. Miami (Fla.)	L	73-80

MCI HARBOR CLASSIC (BALTIMORE, MD.)

11-27-87	vs. Loyola (Md.)	W	74-60
11-28-87	vs. Mississippi	W	77-69 (champions)

MARSHALL INVITATIONAL**(HUNTINGTON, W.VA.)**

12-20-68	vs. Marshall	W	89-80
12-21-68	vs. Miami (Fla.)	L	85-92

MARYLAND INVITATIONAL**TOURNAMENT
(COLLEGE PARK, MD.)**

12-19-69	Army	L	54-69
12-20-69	Fordham	W	94-71

12-29-71	Western Kentucky	W	103-67
12-30-71	St. John's	W	90-69 (champions)

12-29-72	Georgia Tech	W	90-55
12-30-72	Syracuse	W	90-76 (champions)

12-29-73	Holy Cross	W	102-75
12-30-73	Boston College	W	58-37 (champions)

12-27-74	Georgia Tech	W	105-67
12-28-74	UCLA	L	75-81

12-29-75	Seton Hall	W	104-69
12-30-75	Princeton	W	66-59 (champions)

12-28-76	Xavier	W	84-74
12-29-76	Syracuse	W	96-85 (champions)

12-28-77	Western Kentucky	W	91-78
12-29-77	Georgia Tech	W	65-63 (champions)

12-29-78	St. Joseph's	W	62-56 (OT)
12-30-78	Southern California	W	83-79 (champions)

12-28-79	Miami-OH	W	115-76
12-29-79	Temple	W	85-63 (champions)

12-29-80	Marshall	W	114-89
12-30-80	St. Joseph's	W	74-57 (champions)

12-29-83	Randolph Macon	W	58-52
12-30-83	La Salle	W	96-83 (champions)

MAUI INVITATIONAL (LAHAINA, HAWAII)

11-21-94	vs. Chaminade	W	95-67
11-22-94	vs. Utah	W	90-78

11-23-94	vs. Arizona State	L	90-97
11-20-00	vs. Louisville	W	95-73

11-21-00	vs. Illinois	L	80-90
11-22-00	vs. Dayton	L	71-77

11-21-05	vs. Gonzaga	L	76-88
11-22-05	vs. Chaminade	W	98-69
11-23-05	vs. Arkansas	W	75-62

MEMPHIS INVITATIONAL (MEMPHIS, TENN.)

12-16-66	vs. Oklahoma State	W	50-49
12-17-66	vs. Memphis State	L	53-55

MID-WINTER FESTIVAL (COLLEGE PARK, MD.)

12-29-55	Michigan State	L	75-95
12-30-55	St. Francis (Pa.)	W	75-66

PRESEASON NIT (NEW YORK, N.Y.)

11-17-99	San Francisco ¹	W	71-61
11-19-99	Tulane ¹	W	78-70
11-24-99	vs. Kentucky	L	58-61
11-26-99	vs. Notre Dame	W	72-67

¹College Park, Md. (Cole Field House)

PUERTO RICO SHOOTOUT (BAYAMON, P.R.)

11-26-98	vs. AU-Puerto Rico	W	82-32
11-27-98	vs. UCLA	W	70-54
11-28-98	vs. Pittsburgh	W	87-52 (champions)

RAINBOW CLASSIC (HONOLULU, HAWAII)

12-25-84	vs. Iowa	W	78-68 (OT)
12-27-84	vs. Hawaii	W	79-71
12-28-84	vs. Georgia Tech	L	69-70

12-27-96	vs. Pittsburgh	W	66-63
12-28-96	vs. Hawaii	W	76-59
12-30-96	vs. Georgia	L	65-73 (OT)

SUGAR BOWL TOURNAMENT**(NEW ORLEANS, LA.)**

12-28-57	vs. Vanderbilt	W	71-56
12-30-57	vs. Memphis State	L	46-47 (3OT)

12-29-58	vs. Mississippi State	L	45-56
12-30-58	vs. Loyola (Md.)	W	54-50

12-29-61	vs. Mississippi State	L	62-64
12-30-61	vs. Louisville	L	64-83

12-29-65	vs. Houston	W	69-68
12-30-65	vs. Dayton	W	77-75 (champions)

SUN BOWL TOURNAMENT (EL PASO, TEXAS)

12-29-88	vs. Lamar	W	74-65
12-30-88	vs. Texas-El Paso	L	51-69

SUN CARNIVAL TOURNAMENT**(EL PASO, TEXAS)**

12-21-67	vs. Texas-El Paso	L	53-70
12-22-67	vs. Southern Illinois	L	72-73 (OT)

TIP-OFF TOURNAMENT (LANDOVER, MD.)

11-27-77	vs. American	W	78-65
11-28-77	vs. Georgetown	W	91-87 (champions)

VIRGINIA TECH TOURNAMENT**(BLACKSBURG, VA.)**

12-20-63	vs. Tennessee	L	59-70
12-21-63	vs. Louisiana State	W	75-65

2002 NCAA CHAMPIONS

2004 ACC CHAMPIONS

ACC TOURNAMENT HISTORY

1954, REYNOLDS COLISEUM (RALEIGH, N.C.)

#2 Maryland def. #7 Clemson	75-59	H: 38-25	
#2 Maryland lost to #3 Wake Forest	56-64 (ot)	H: 29-29	R: 50-50

1955, REYNOLDS COLISEUM (RALEIGH, N.C.)

#3 Maryland lost to #6 Virginia	67-68 (ot)	H: 33-35	R: 59-59
---------------------------------	------------	----------	----------

1956, REYNOLDS COLISEUM (RALEIGH, N.C.)

#5 Maryland lost to #4 Duke	69-94	H: 33-44	
-----------------------------	-------	----------	--

1957, REYNOLDS COLISEUM (RALEIGH, N.C.)

#2 Maryland def. #7 Virginia	71-68	H: 35-35	
#2 Maryland lost to #6 South Carolina	64-74	H: 30-30	

1958, REYNOLDS COLISEUM (RALEIGH, N.C.)

#4 Maryland def. #5 Virginia	70-66	H: 40-35	
#4 Maryland def. #1 Duke	71-65 (ot)	H: 29-23	R: 61-61
#4 Maryland def. #3 North Carolina	86-74	H: 27-34	

1959, REYNOLDS COLISEUM (RALEIGH, N.C.)

#4 Maryland lost to #5 Virginia	65-66	H: 33-23	
---------------------------------	-------	----------	--

1960, REYNOLDS COLISEUM (RALEIGH, N.C.)

#3 Maryland lost to #6 N.C. State	58-74	H: 33-36	
-----------------------------------	-------	----------	--

1961, REYNOLDS COLISEUM (RALEIGH, N.C.)

#4 Maryland def. #5 Clemson	91-75	H: 38-27	
#4 Maryland lost to #1 Wake Forest	76-98	H: 27-44	

1962, REYNOLDS COLISEUM (RALEIGH, N.C.)

#7 Maryland lost to #2 Duke	58-71	H: 30-32	
-----------------------------	-------	----------	--

1963, REYNOLDS COLISEUM (RALEIGH, N.C.)

#7 Maryland lost to #2 Wake Forest	41-80	H: 21-34	
------------------------------------	-------	----------	--

1964, REYNOLDS COLISEUM (RALEIGH, N.C.)

#3 Maryland lost to #6 Clemson	67-81	H: 29-37	
--------------------------------	-------	----------	--

1965, REYNOLDS COLISEUM (RALEIGH, N.C.)

#3 Maryland def. #6 Clemson	61-50	H: 32-27	
#3 Maryland lost to #2 N.C. State	67-76	H: 27-38	

1966, REYNOLDS COLISEUM (RALEIGH, N.C.)

#5 Maryland lost to #4 North Carolina	70-77	H: 38-36	
---------------------------------------	-------	----------	--

1967, GREENSBORO COLISEUM (GREENSBORO, N.C.)

#6 Maryland lost to #3 South Carolina	52-60	H: 30-28	
---------------------------------------	-------	----------	--

1968, CHARLOTTE COLISEUM (CHARLOTTE, N.C.)

#6 Maryland lost to #3 N.C. State	54-63	H: 25-29	
-----------------------------------	-------	----------	--

1969, CHARLOTTE COLISEUM (CHARLOTTE, N.C.)

#7 Maryland lost to #2 South Carolina	71-92	H: 34-42	
---------------------------------------	-------	----------	--

1970, CHARLOTTE COLISEUM (CHARLOTTE, N.C.)

#6 Maryland lost to #3 N.C. State	57-67	H: 31-29	
-----------------------------------	-------	----------	--

1971, GREENSBORO COLISEUM (GREENSBORO, N.C.)

#7 Maryland lost to #2 South Carolina	63-71	H: 27-37	
---------------------------------------	-------	----------	--

1972, GREENSBORO COLISEUM (GREENSBORO, N.C.)

#2 Maryland def. #7 Clemson	54-52	H: 22-28	
#2 Maryland def. #4 Virginia	63-48	H: 35-23	
#2 Maryland lost to #1 North Carolina	64-73	H: 29-41	

1973, GREENSBORO COLISEUM (GREENSBORO, N.C.)

#3 Maryland def. #6 Clemson	77-61	H: 31-26	
#3 Maryland def. #7 Wake Forest	73-65	H: 30-34	
#3 Maryland lost to #1 N.C. State	74-76	H: 32-32	

1974, GREENSBORO COLISEUM (GREENSBORO, N.C.)

#2 Maryland def. #7 Duke	85-66	H: 42-26	
#2 Maryland def. #3 North Carolina	105-85	H: 50-34	
#2 Maryland lost to #1 N.C. State	100-103 (ot)	H: 55-50	R: 97-97

1975, GREENSBORO COLISEUM (GREENSBORO, N.C.)

#1 Maryland, bye			
#1 Maryland lost to #4 N.C. State	85-87	H: 42-49	

1976, CAPITAL CENTRE (LANDOVER, MD.)

#2 Maryland def. #7 Duke	80-78 (ot)	H: 39-46	R: 74-74
#2 Maryland lost to #6 Virginia	65-73	H: 31-37	

1977, GREENSBORO COLISEUM (GREENSBORO, N.C.)

#4 Maryland lost to #5 N.C. State	72-82	H: 35-49	
-----------------------------------	-------	----------	--

1978, GREENSBORO COLISEUM (GREENSBORO, N.C.)

#6 Maryland def. #3 N.C. State	109-108 (3ot)	H: 48-36	R: 84-84
		1ot: 92-92	2ot: 98-98
#6 Maryland lost to #2 Duke	69-81	H: 31-37	

1979, GREENSBORO COLISEUM (GREENSBORO, N.C.)

#4 Maryland def. #5 Clemson	75-67	H: 40-33	
#4 Maryland lost to #1 North Carolina	79-102	H: 29-43	

1980, GREENSBORO COLISEUM (GREENSBORO, N.C.)

#1 Maryland def. #8 Georgia Tech	51-49 (ot)	H: 26-25	R: 43-43
#1 Maryland def. #4 Clemson	91-85	H: 56-40	
#1 Maryland lost to #6 Duke	72-73	H: 37-33	

1981, CAPITAL CENTRE (LANDOVER, MD.)

#4 Maryland def. #5 Duke	56-53	H: 29-22	
#4 Maryland def. #1 Virginia	85-62	H: 35-25	
#4 Maryland lost to #2 North Carolina	60-61	H: 26-32	

1982, GREENSBORO COLISEUM (GREENSBORO, N.C.)

#5 Maryland lost to #4 N.C. State	28-40	H: 11-13	
-----------------------------------	-------	----------	--

1983, THE OMNI (ATLANTA, GA.)

#3 Maryland lost to #6 Georgia Tech	58-64 (ot)	H: 19-26	R: 47-47
-------------------------------------	------------	----------	----------

1984, GREENSBORO COLISEUM (GREENSBORO, N.C.)

#2 Maryland def. #7 N.C. State	69-63	H: 34-31	
#2 Maryland def. #3 Wake Forest	66-64	H: 33-20	
#2 Maryland def. #4 Duke	74-62	H: 27-30	

1985, THE OMNI (ATLANTA, GA.)

#5 Maryland lost to #4 Duke	73-86	H: 37-43	
-----------------------------	-------	----------	--

1986, GREENSBORO COLISEUM (GREENSBORO, N.C.)

#6 Maryland def. #3 North Carolina	85-75	H: 28-34	
#6 Maryland lost to #2 Georgia Tech	62-64	H: 34-31	

1987, CAPITAL CENTRE (LANDOVER, MD.)

#8 Maryland lost to #1 North Carolina	63-82	H: 33-37	
---------------------------------------	-------	----------	--

1988, GREENSBORO COLISEUM (GREENSBORO, N.C.)

#5 Maryland def. #4 Georgia Tech	84-67	H: 43-29	
#5 Maryland lost to #1 North Carolina	64-74	H: 29-35	

1989, THE OMNI (ATLANTA, GA.)

#8 Maryland def. #1 N.C. State	71-49	H: 32-31	
#8 Maryland lost to #4 North Carolina	58-88	H: 14-38	

1990, CHARLOTTE COLISEUM (CHARLOTTE, N.C.)

#7 Maryland lost to #2 Duke	84-104	H: 48-48	
-----------------------------	--------	----------	--

2002 NCAA CHAMPIONS

2004 ACC CHAMPIONS

1992, CHARLOTTE COLISEUM (CHARLOTTE, N.C.)

#8 Maryland def. #9 Clemson	81-75	H: 36-39
#8 Maryland lost to #1 Duke	87-94	H: 44-49

1993, CHARLOTTE COLISEUM (CHARLOTTE, N.C.)

#8 Maryland def. #9 N.C. State	76-55	H: 31-26
#8 Maryland lost to #1 North Carolina	66-102	H: 34-51

1994, CHARLOTTE COLISEUM (CHARLOTTE, N.C.)

#5 Maryland lost to #4 Virginia	63-69	H: 23-21
---------------------------------	-------	----------

1995, GREENSBORO COLISEUM (GREENSBORO, N.C.)

#3 Maryland def. #6 Florida State	71-64	H: 32-36
#3 Maryland lost to #2 No. Carolina	92-97(ot)	H: 36-43 R: 86-86

1996, GREENSBORO COLISEUM (GREENSBORO, N.C.)

#5 Maryland def. #4 Duke	82-69	H: 35-39
#5 Maryland lost to #1 Georgia Tech	79-84	H: 38-48

1997, GREENSBORO COLISEUM (GREENSBORO, N.C.)

#5 Maryland def. #4 Clemson	76-61	H: 31-25
#5 Maryland lost to #8 N.C. State	58-65	H: 25-20

1998, GREENSBORO COLISEUM (GREENSBORO, N.C.)

#3 Maryland def. #6 Georgia Tech	83-65	H: 43-33
#3 Maryland lost to #2 North Carolina	73-83 (ot)	H: 30-26 R: 66-66

1999, CHARLOTTE COLISEUM (CHARLOTTE, N.C.)

#2 Maryland def. #8 Florida State	93-69	H: 42-30
#2 Maryland lost to #3 North Carolina	79-86	H: 34-40

2000, CHARLOTTE COLISEUM (CHARLOTTE, N.C.)

#2 Maryland def. #7 Florida State	82-61	H: 43-24
#2 Maryland def. #5 NC State	82-73	H: 36-37
#2 Maryland lost to #1 Duke	68-81	H: 36-37

2001, GEORGIA DOME (ATLANTA, GA.)

#3 Maryland def. #6 Wake Forest	71-53	H: 31-26
#3 Maryland lost to #2 Duke	82-84	H: 45-42

2002, CHARLOTTE COLISEUM (CHARLOTTE, N.C.)

#1 Maryland def. #8 Florida State	85-69	H: 40-28
#1 Maryland lost to #4 NC State	82-86	H: 38-40

2003, GREENSBORO COLISEUM (GREENSBORO, N.C.)

#2 Maryland lost to #7 North Carolina	72-84	H: 40-36 R: 66-66
---------------------------------------	-------	-------------------

2004, GREENSBORO COLISEUM (GREENSBORO, N.C.)

#6 Maryland def. #3 Wake Forest	87-86	H: 36-36
#6 Maryland def. #2 NC State	85-82	H: 26-45
#6 Maryland def. #1 Duke	95-87	H: 38-36 R: 77-77

2005, MCI CENTER (WASHINGTON, D.C.)

#8 Maryland lost to #9 Clemson	72-84	H: 36-39
--------------------------------	-------	----------

2006, GREENSBORO COLISEUM (GREENSBORO, N.C.)

#6 Maryland def. #11 Georgia Tech	82-64	H: 42-27
#6 Maryland lost to #3 Boston College	80-66	H: 22-41

2007, ST. PETE TIMES FORUM (TAMPA, FLA.)

#5 Maryland lost to #12 Miami	67-62	H: 37-24
#6 Maryland lost to #3 Boston College	80-66	H: 22-41

H – Halftime Score; R – Regulation Score

ACC TOURNAMENT COMPOSITE

TEAM NAME	W	L	Pct.	1st	Qtr/2nd	Semi	Final	MD vs.
North Carolina	80	37	.684	0-0	36-12	28-13	16-12	3-12
Duke	80	38	.678	4-1	33-16	27-10	16-11	7-9
Boston College	3	2	.600	0-0	2-0	1-1	0-1	1-0
NC State	61	44	.581	5-3	29-20	17-14	10-7	6-11
Wake Forest	42	50	.457	2-0	26-27	10-17	4-6	4-3
Maryland	41	50	.451	3-2	26-24	9-18	3-6	n/a
Georgia Tech	19	25	.432	0-4	10-14	6-4	3-3	4-3
Miami	2	3	.400	2-1	0-2	0-0	0-0	1-0
Virginia	30	53	.361	3-2	20-32	6-14	1-5	4-4
Florida State	6	16	.272	5-5	1-10	0-1	0-0	4-0
Virginia Tech	1	3	.250	0-1	1-1	0-1	0-0	0-0
Clemson	14	54	.206	3-8	10-36	1-9	0-1	9-2
South Carolina	13	17	.433	0-0	9-9	3-6	1-2	0-4

MARYLAND RECORD BY SEEDS

Seed (yrs.)	Record (Titles)
No. 1 (3)	3-3
No. 2 (9)	13-8 (1)
No. 3 (8)	5-8
No. 4 (6)	7-5 (1)
No. 5 (9)	3-9
No. 6 (7)	6-6
No. 7 (5)	0-5
No. 8 (5)	3-5
No. 9 (0)	0-0

MARYLAND'S INDIVIDUAL GAME HIGHS

Points: 38, Walt Williams vs. Clemson, 1992; Albert King vs. Clemson, 1980
FG: 17, Albert King vs. Clemson, 1980
FGA: 30, Will Hetzel vs. South Carolina, 1969; Bob Kessler vs. Duke, 1956
FG%: .846, John Gilchrist (11-13) vs. NC State, 2004
3FG: 6, Keith Gatlin vs. Georgia Tech, 1988
3FGA: 12, Walt Williams vs. Clemson, 1992
3FG%: 1.000, Keith Gatlin (6-6) vs. Georgia Tech, 1988; John Gilchrist (4-4) vs. Wake Forest, 2004
FT: 13, Keith Booth vs. Clemson, 1997; John Johnson vs. N.C. State, 1989
FTA: 15, John Johnson vs. N.C. State, 1989
FT%: 1.000, Bill Stasiulatis (12-12) vs. Wake Forest, 1961
Reb: 18, Larry Gibson vs. N.C. State 1978
Ast: 11, Steve Blake vs. NC State, 2002; Steve Blake vs. Duke, 2001; Dutch Morley vs. Clemson, 1979
Blk: 4, Lonny Baxter vs. Duke, 2001; Lonny Baxter vs. NC State, 2000; Joe Smith vs. North Carolina, 1995
Stl: 7, Walt Williams vs. North Carolina, 1989

ACC TOURNAMENT FAST FACTS

- The only time that four players on one team scored 20 or more points in an ACC Tournament game: John Lucas (24), Owen Brown (22), Mo Howard (20) and Tom McMillen (20) scored 86 of Maryland's 105 points in the Terps' 105-85 semifinal victory over North Carolina in 1974.
- The 2004 Maryland basketball team captured the ACC Title, winning the conference tournament for the third time in history and the first time since 1984. The Terrapins defeated No. 3 seed Wake Forest (87-86), No. 2 seed NC State (85-82) and No. 1 seed Duke (95-87 (OT)) to mark the third time in ACC Tournament history that a team has knocked off the top three seeds.
- John Gilchrist was named the 2004 ACC Tournament MVP, becoming the first Terrapin to earn that distinction since Len Bias in 1984. He averaged 24.0 points, 6.3 assists, 5.3 rebounds and 2.0 steals across the three ACC tourney games, including a 30-point, seven-assist, four-rebound, four-steal performance in Maryland's comeback victory over NC State in the semifinal round.



POSTSEASON HISTORY

NCAA APPEARANCES

NCAA Appearances: 22
Overall Record: 36-21
National Championships: 1 (2002)
Times to the Final Four: 2 (2001, 2002)
Times to the Final Eight: 4 (1973, 1975, 2001, 2002)
Times to the Sweet Sixteen: 13 (1958, 1973, 1975, 1980, 1984, 1985, 1994, 1995, 1998, 1999, 2001, 2002, 2003)

OVERALL APPEARANCES

Year	Maryland's Result	Md. Seed
1958	East Regional Semifinals	n/a
1973	East Regional Final	n/a
1975	Midwest Regional Final	n/a
1980	East Regional Semifinal	2
1981	Midwest Regional Second Round	6
1983	Midwest Regional Second Round	8
1984	Midwest Regional Semifinals	3
1985	Southeast Regional Semifinal	5
1986	West Regional Second Round	5
1988	Southeast Regional Second Round	7
1994	Midwest Regional Semifinals	10
1995	West Regional Semifinals	3
1996	West Regional First Round	7
1997	Southeast Regional First Round	5
1998	West Regional Semifinals	4
1999	Southeast Regional Semifinals	2
2000	Midwest Regional Second Round	3
2001	West Regional Champions/Final Four	3
2002	NCAA & East Regional Champions	1
2003	South Region Semifinals	6
2004	Denver Second Round	4
2007	Midwest Second Round	4

1958

East Regional, First Round
Site: New York, N.Y.
 Maryland 88, Boston College 63 (3-11-58)
East Regional, Semifinals/Third Place Game
Site: Charlotte, N.C.
 Temple 81, Maryland 67 (3-14-58)
 Maryland 59, Manhattan 55 (3-15-58)

1973

East Regional, First Round
Site: Charlotte, N.C.
 First Round Bye
East Regional, Semifinal/Final
Site: at Charlotte, N.C.
 Maryland 91, Syracuse 75 (3-15-73)
 Providence 103, Maryland 89 (3-17-73)

1975

Midwest Regional, First Round
Site: Lubbock, Texas
 Maryland 83, Creighton 79 (3-15-75)
Midwest Regional, Semifinal/Final
Site: Las Cruces, N.M.
 Maryland 83, Notre Dame 71 (3-20-75)
 Louisville 96, Maryland 82 (3-22-75)

1980

East Regional, First/Second Rounds
Site: Greensboro, N.C.
 First Round Bye
 No. 2 Maryland 86, No. 7 Tennessee 75 (3-8-80)
East Regional, Semifinal
Site: Philadelphia, Pa.
 No. 3 Georgetown 74, No. 2 Maryland 68 (3-14-80)

1981

Midwest Regional, First/Second Rounds
Site: at Dayton, Ohio
 No. 6 Maryland 81, No. 11 Tenn. Chattanooga 69 (3-12-81)
 No. 3 Indiana 99, No. 6 Maryland 64 (3-14-81)

1983

Midwest Regional, First/Second Rounds
Site: Houston, Texas
 No. 8 Maryland 52, No. 9 Tenn. Chattanooga 51 (3-17-83)
 No. 1 Houston 60, No. 8 Maryland 50 (3-19-83)

1984

Midwest Regional, First/Second Rounds
Site: Birmingham, Ala.
 First Round Bye
 No. 3 Maryland 102, No. 11 West Virginia 77 (3-17-84)
Midwest Regional Semifinal
Site: Lexington, Ky.
 No. 2 Illinois 72, No. 3 Maryland 70 (3-22-84)

1985

Southeast Regional, First/Second Rounds
Site: Dayton, Ohio
 No. 5 Maryland 69, No. 12 Miami-OH 68 (OT) (3-15-85)
 No. 5 Maryland 64, No. 13 Navy 59 (3-17-85)
Southeast Regional, Semifinal
Site: Birmingham, Ala.
 No. 8 Villanova 46, No. 5 Maryland 43 (3-22-85)

1986

West Regional, First/Second Rounds
Site: Long Beach, Calif.
 No. 5 Maryland 69, No. 12 Pepperdine 64 (3-14-86)
 No. 4 Nevada-Las Vegas 70, No. 5 Maryland 64 (3-16-84)

1988*

Southeast Regional, First/Second Rounds
Site: Cincinnati, Ohio
 No. 7 Maryland 92, No. 12 UC Santa Barbara 82 (3-18-88)
 No. 2 Kentucky 90, No. 7 Maryland 81 (3-20-88)
 * Maryland's 1988 NCAA Tournament appearance was vacated by the NCAA.

1994

Midwest Regional, First/Second Rounds
Site: Wichita, Kan.
 No. 10 Maryland 74, No. 7 St. Louis 67 (3-17-94)
 No. 10 Maryland 95, No. 2 Massachusetts 87 (3-19-94)
Midwest Regional, Semifinal
Site: Dallas, Texas
 No. 3 Michigan 78, No. 10 Maryland 71 (3-25-94)

1995

West Regional, First/Second Rounds
Site: Salt Lake City, Utah
 No. 3 Maryland 87, No. 14 Gonzaga 63 (3-16-95)
 No. 3 Maryland 82, No. 11 Texas 68 (3-18-95)
West Regional, Semifinal
Site: Oakland, Calif.
 No. 2 Connecticut 99, No. 3 Maryland 89 (3-23-95)

1996

West Regional, First Round
Site: Tempe, Ariz.
 No. 10 Santa Clara 91, No. 7 Maryland 79 (3-15-96)

1997

Southeast Regional, First Round
Site: Memphis, Tenn.
 No. 12 Charleston 75, No. 5 Maryland 66 (3-13-97)

1998

West Regional, First/Second Rounds
Site: Sacramento, Calif.
 No. 4 Maryland 82, No. 13 Utah State 68 (3-13-98)
 No. 4 Maryland 67, No. 5 Illinois 61 (3-15-98)
West Regional, Semifinal
Site: Anaheim, Calif.
 No. 1 Arizona 87, No. 4 Maryland 79 (3-19-98)

1999

South Regional, First/Second Rounds
Site: Orlando, Fla.
 No. 2 Maryland 82, No. 15 Valparaiso 60 (3-11-99)
 No. 2 Maryland 75, No. 10 Creighton 63 (3-13-99)
 South Regional, Semifinal
Site: Knoxville, Tenn.
 No. 3 St. John's 76, No. 2 Maryland 63 (3-18-99)

2000

Midwest Regional, First/Second Rounds
Site: Minneapolis, Minn.
 No. 3 Maryland 74, No. 14 Iona 59 (3-16-00)
 No. 6 UCLA 105, No. 3 Maryland 70 (3-18-00)

2001

West Regional, First/Second Rounds
Site: Boise, Idaho
 No. 3 Maryland 83, No. 14 George Mason 80 (3-15-01)
 No. 3 Maryland 79, No. 11 Georgia State 60 (3-17-01)
West Regional Semifinal/Final
Site: Anaheim, Calif.
 No. 3 Maryland 76, No. 10 Georgetown 66 (3-22-01)
 No. 3 Maryland 87, No. 1 Stanford 73 (3-24-01)
Final Four
Site: Minneapolis, Minn.
 No. 1 Duke 95, No. 3 Maryland 84 (3-31-01)

2002

East Regional, First/Second Rounds
Site: Washington, D.C.
 No. 1 Maryland 85, No. 16 Siena 70 (3-15-02)
 No. 1 Maryland 87, No. 8 Wisconsin 57 (3-17-02)
East Regional Semifinal/Final
Site: Syracuse, N.Y.
 No. 1 Maryland 78, No. 4 Kentucky 68 (3-22-02)
 No. 1 Maryland 90, No. 2 Connecticut 82 (3-24-02)
Final Four
Site: Atlanta, Ga.
 No. 1 Maryland 97, No. 1 Kansas 88 (3-30-02)
 No. 1 Maryland 64, No. 5 Indiana 52 (4-1-02)

2003

South Regional, First/Second Rounds
Site: Nashville, Tenn.
 No. 6 Maryland 75, No. 11 UNC Wilmington 73 (3-21-03)
 No. 6 Maryland 77, No. 3 Xavier 64 (3-23-03)
South Regional Semifinal
Site: San Antonio, Texas
 No. 7 Michigan State 60, No. 6 Maryland 58 (3-28-03)

2004

Denver Regional, First/Second Rounds
Site: Denver, Colo.
 No. 4 Maryland 86, No. 13 UTEP 83 (3-18-04)
 No. 5 Syracuse 72, No. 4 Maryland 70 (3-20-04)

2007

Midwest Regional, First/Second Rounds
Site: Buffalo, N.Y.
 No. 4 Maryland 82, No. 13 Davidson (3-15-07)
 No. 5 Butler 62, No. 4 Maryland 59 (3-17-07)

NIT APPEARANCES

6 Appearances
Overall Record: 10-5
Championships: 1 (1972)

OVERALL APPEARANCES

Year	Maryland's Result
1972	Champions
1979	Second Round
1982	Second Round
1990	Second Round
2005	Semifinals
2006	First Round

1972

First Round/Quarterfinals (16 Teams)
Site: New York, N.Y.
 Maryland 67, St. Joseph's 55 (3-18-72)
 Maryland 71, Syracuse 65 (3-20-72)
 Semifinals/Championship
Site: New York, N.Y.
 Maryland 91, Jacksonville 77 (3-23-72)
 Maryland 100, Niagara 69 (3-25-72)

1979

First Round/Second Round (24 teams)
Site: College Park, Md.
 Maryland 67, Rhode Island 65 (3-7-79) (3 OT)
 Ohio State 79, Maryland 72 (3-12-79)

1982

First Round (32 Teams)
Site: Richmond, Va.
 Maryland 60, Richmond 50 (3-12-82)
 Second Round
Site: Athens, Ga.
 Georgia 83, Maryland 69 (3-15-82)

1990

First Round (32 Teams)
Site: College Park, Md.
 Maryland 91, Massachusetts 81 (3-15-90)
 Second Round
Site: State College, Pa.
 Penn State 80, Maryland 78 (3-19-90)

2005

First Round (40 Teams)
Site: College Park, Md.
 Maryland 85, Oral Roberts 72 (3-16-05)
 Second Round
Site: College Park, Md.
 Maryland 78, Davidson 63 (3-23-05)
 Quarterfinals
Site: College Park, Md.
 Maryland 85, TCU 73 (3-26-05)
 Semifinals
Site: New York, N.Y.
 South Carolina 75, Maryland 67 (3-29-05)

2006

First Round (40 Teams)
Site: College Park, Md.
 Manhattan 87, Maryland 84 (3-18-06)

NCAA INDIVIDUAL RECORDS

All career records require participation in a minimum two NCAA Tournaments. Series records require participation in a minimum two tournament games. Single game abbreviations: 1R-First Round; 2R-Second Round; RSF-Regional Semifinal; RF-Regional Final; NSF-National Semifinal; NF-National Final. Three-point records are since Maryland's participation in the 1988 tournament. Blocks and steals records begin with the 1975 tournament, assists records begin in the 1973 tournament.

CAREER - GAMES PLAYED

1. Steve Blake (00, 01, 02, 03)	16
Tahj Holden (00, 01, 02, 03)	16
Drew Nicholas (00, 01, 02, 03)	16
Lonny Baxter (99, 00, 01, 02)	16
Juan Dixon (99, 00, 01, 02)	16
6. Mike Mardesich (98, 99, 00, 01)	13
Terence Morris (98, 99, 00, 01)	13

CAREER - GAMES STARTED

1. Steve Blake (00, 01, 02, 03)	16
Lonny Baxter (99, 00, 01, 02)	16
3. Juan Dixon (99, 00, 01, 02)	13
4. Byron Mouton (01, 02)	11
5. Terence Morris (98, 99, 00, 01)	10
6. Len Bias (83, 84, 85, 86)	9

CAREER - MINUTES PLAYED

1. Juan Dixon (99, 00, 01, 02)	506 (31.6)
2. Steve Blake (00, 01, 02, 03)	409 (31.5)
3. Lonny Baxter (99, 00, 01, 02)	394 (24.6)
4. Len Bias (83, 84, 85, 86)	336 (37.3)
5. Terence Morris (98, 99, 00, 01)	335 (25.8)

SERIES - MINUTES PLAYED

1. Juan Dixon (02)	219 (36.5)
2. Steve Blake (02)	186 (31.0)
3. Juan Dixon (01)	178 (35.6)
4. Byron Mouton (02)	175 (29.2)
5. Lonny Baxter (02)	167 (27.8)
6. Steve Blake (01)	158 (31.6)
7. Chris Wilcox (02)	156 (26.0)
8. Lonny Baxter (01)	133 (26.6)

CAREER - POINTS

1. Juan Dixon (99, 00, 01, 02)	294 (18.4)
2. Lonny Baxter (99, 00, 01, 02)	237 (14.8)
3. Len Bias (83, 84, 85, 86)	168 (18.7)
4. Terence Morris (98, 99, 00, 01)	143 (11.0)
5. Drew Nicholas (00, 01, 02, 03)	137 (8.6)
6. Adrian Branch (83, 84, 85)	129 (18.4)
7. Joe Smith (94, 95)	125 (20.8)
8. Steve Blake (00, 01, 02, 03)	122 (7.6)
7. John Lucas (73, 75)	111 (22.2)
8. Johnny Rhodes (94, 95, 96)	107 (15.3)

SERIES - POINTS

1. Juan Dixon (02)	155 (25.8)
2. Lonny Baxter (02)	94 (15.7)
3. Juan Dixon (01)	85 (17.0)
4. Chris Wilcox (02)	81 (13.5)
Lonny Baxter (01)	81 (16.2)
6. John Lucas (75)	70 (23.3)
7. Joe Smith (94)	63 (21.0)
8. Joe Smith (95)	62 (20.7)
9. Len Bias (86)	57 (28.5)
Drew Nicholas (03)	57 (19.0)



Lonny Baxter

GAME - POINTS

1. Juan Dixon vs. Kansas (FF, NSF, 3-30-02)	33
2. Joe Smith vs. Texas (W, 2R, 3-18-95)	31
Len Bias vs. UNLV (W, 2R, 3-16-86)	31
4. Lonny Baxter vs. Connecticut (E, RF, 3-24-02)	29
Juan Dixon vs. Wisconsin (E, 2R, 3-17-02)	29
Juan Dixon vs. Siena (E, 1R, 3-15-02)	29
Joe Smith vs. Saint Louis (MW, 1R, 3-17-94)	29
8. Greg Manning vs. Tennessee (E, 2R, 3-8-80)	28
9. Juan Dixon vs. Connecticut (E, RF, 3-24-02)	27
Johnny Rhodes vs. Santa Clara (W, 1R, 3-15-96)	27
John Lucas vs. Louisville (MW, RF, 3-22-75)	27

CAREER - SCORING AVERAGE

1. John Lucas (73, 75)	22.2 (111)
2. Joe Smith (94, 95)	20.8 (125)
3. Albert King (80, 81)	20.5 (82)
4. Len Bias (83, 84, 85, 86)	18.7 (168)
5. Juan Dixon (99, 00, 01, 02)	18.4 (294)

SERIES - SCORING AVERAGE

1. Len Bias (86)	28.5 (57)
2. Juan Dixon (02)	25.8 (155)
3. Albert King (81)	23.5 (47)
Greg Manning (80)	23.5 (47)
5. John Lucas (75)	23.3 (70)

CAREER - FIELD GOALS MADE

1. Juan Dixon (99, 00, 01, 02)	99
2. Lonny Baxter (99, 00, 01, 02)	84
3. Len Bias (83, 84, 85, 86)	65
4. Terence Morris (98, 99, 00, 01)	52

SERIES - FIELD GOALS MADE

1. Juan Dixon (02)	52
2. Chris Wilcox (02)	33
3. Lonny Baxter (02)	32
4. Lonny Baxter (01)	30
5. Juan Dixon (01)	29



John Lucas

GAME - FIELD GOALS MADE

1. Lonny Baxter vs. Stanford (W, RF, 3-24-01)	11
Johnny Rhodes vs. Santa Clara (W, 1R, 3-15-96)	11
Derrick Lewis vs. UC Santa Barbara (SE, 1R, 3-18-88)	11
Len Bias vs. UNLV (MW, 2R, 3-16-86)	11
Albert King vs. UT Chattanooga (MW, 1R, 3-12-81)	11
Greg Manning vs. Tennessee (E, 2R, 3-8-80)	11
John Lucas vs. Louisville (MW, RF, 3-22-75)	11
Nick Davis vs. Boston College (E, 1R, 3-11-58)	11

CAREER - FIELD GOALS ATTEMPTED

1. Juan Dixon (99, 00, 01, 02)	205
2. Lonny Baxter (99, 00, 01, 02)	164
3. Len Bias (83, 84, 85, 86)	120
4. Terence Morris (98, 99, 00, 01)	114

SERIES - FIELD GOALS ATTEMPTED

1. Juan Dixon (02)	96
2. Chris Wilcox (02)	64
3. Lonny Baxter (01)	62
4. Juan Dixon (01)	61
5. Lonny Baxter (02)	57

GAME - FIELD GOALS ATTEMPTED

1. Albert King vs. Indiana (ME, 2R, 3-14-81)	28
2. Len Bias vs. UNLV (W, 2R, 3-16-86)	23
3. Johnny Rhodes vs. Santa Clara (W, 1R, 3-15-96)	22
Owen Brown vs. Louisville (MW, RF, 3-22-75)	22

CAREER - FIELD GOAL PCT. (MIN. 25 ATT.)

1. Buck Williams (80, 81)	.667 (26 of 39)
2. Greg Manning (80, 81)	.609 (28 of 46)
3. Joe Smith (94, 95)	.556 (45 of 81)
4. John Lucas (73, 75)	.554 (46 of 83)



Joe Smith

SERIES - FIELD GOAL PCT. (MIN. 15 ATT.)

1. Len Bias (83).750 (12 of 16)	
2. Buck Williams (80)	.696 (16 of 23)
3. Tom McMillen (73)	.692 (18 of 26)
4. Greg Manning (80)	.690 (20 of 29)

GAME - FIELD GOAL PCT. (MIN. 8 ATT.)

1. Ben Coleman vs. West Virginia (ME, 2R, 3-17-84)	.889 (8 of 9)
2. Laron Profit vs. Valparaiso (S, 1R, 3-11-99)	.800 (8 of 10)
Buck Williams vs. Georgetown (E, RSF, 3-14-80)	.800 (8 of 10)
Tom McMillen vs. Syracuse (E, RSF, 3-15-73)	.800 (8 of 10)

CAREER - 3-POINT FIELD GOALS MADE

1. Juan Dixon (99, 00, 01, 02)	38
2. Steve Blake (00, 01, 02, 03)	17
Drew Nicholas (00, 01, 02, 03)	17
4. Sarunas Jasikevicius (95, 96, 97, 98)	10

SERIES - 3-POINT FIELD GOALS MADE

1. Juan Dixon (02)	22
2. Juan Dixon (01)	9
Keith Gatlin (88)	9
4. Drew Nicholas (03)	8
Sarunas Jasikevicius (98)	8

GAME - 3-POINT FIELD GOALS MADE

1. Mike Jones vs. Butler (MW, 2R, 3-17-07)	5
Drew Nicholas vs. UNC Wilmington (S, 1R, 3-21-03)	5
Juan Dixon vs. Kansas (FF, NSF, 3-30-02)	5
Juan Dixon vs. Siena (E, 1R, 3-15-02)	5
Keith Gatlin vs. UC Santa Barbara (SE, 1R, 3-18-88)	5

2002 NCAA CHAMPIONS 2004 ACC CHAMPIONS

CAREER - 3-POINT FIELD GOALS ATT.

1. Juan Dixon (99, 00, 01, 02)	88
2. Drew Nicholas (00, 01, 02, 03)	49
3. Steve Blake (00, 01, 02, 03)	47
4. Duane Simpkins (94, 95, 96)	29
5. Terence Morris (98, 99, 00, 01)	26

SERIES - 3-POINT FIELD GOALS ATT.

1. Juan Dixon (02)	43
2. Juan Dixon (01)	24
3. Steve Blake (02)	21
4. Drew Nicholas (03)	20
5. Drew Nicholas (02)	19

GAME - 3-POINT FIELD GOALS ATT.

1. Juan Dixon vs. Kansas (FF, NSF, 3-30-02)	11
2. Juan Dixon vs. Duke (FF, NSF, 3-31-01)	10
3. Drew Nicholas vs. UNC Wilmington (S, 1R, 3-21-03)	8
Juan Dixon vs. Kentucky (E, RSF, 3-22-02)	8
Juan Dixon vs. Siena (E, 1R, 3-12-02)	8
Keith Gatlin vs. Kentucky (SE, 2R, 3-20-88)	8
Keith Gatlin vs. UC Santa Barbara (SE, 1R, 3-18-88)	8

CAREER - 3FG PCT. (MIN. 10 ATT.)

1. Keith Gatlin (84, 85, 86, 88)	.563 (9 of 16)
2. Sarunas Jasikevicius (95, 96, 97, 98)	.500 (10 of 20)
3. Juan Dixon (99, 00, 01, 02)	.432 (38 of 88)

SERIES - 3FG PCT. (MIN. 7 ATT.)

1. Sarunas Jasikevicius (98)	.615 (8 of 13)
2. Keith Gatlin (88)	.563 (9 of 16)
3. Juan Dixon (02)	.512 (22 of 43)
4. Steve Blake (01)	.500 (6 of 12)
5. Terence Morris (98)	.429 (3 of 7)
Teyon McCoy (88)	.429 (3 of 7)

GAME - 3FG PCT. (MIN. 3 ATT.)

1. Sarunas Jasikevicius vs. Illinois (W, 2R, 3-14-98)	1.000 (4 of 4)
Duane Simpkins vs. Massachusetts (MW, 2R, 3-19-94)	1.000 (4 of 4)
Steve Blake vs. Stanford (W, RF, 3-24-01)	1.000 (3 of 3)
4. Mike Jones vs. Butler (MW, 2R, 3-01-07)	.833 (5 of 6)
5. Tahj Holden vs. Stanford (W, RF, 3-24-01)	.750 (3 of 4)

CAREER - FREE THROWS MADE

1. Lonny Baxter (99, 00, 01, 02)	69
2. Juan Dixon (99, 00, 01, 02)	58
3. Len Bias (83, 84, 85, 86)	38
4. Adrian Branch (83, 84, 85)	37
5. Tahj Holden (01, 02, 03, 04)	35

SERIES - FREE THROWS MADE

1. Lonny Baxter (02)	30
2. Juan Dixon (02)	29
3. Lonny Baxter (01)	21
Len Bias (86)21	
5. Joe Smith (94)	20
Tom Young (58)	20

GAME - FREE THROWS MADE

1. Lonny Baxter vs. Connecticut (E, RF, 3-24-02)	15
2. Len Bias vs. Pepperdine (W, 1R, 3-14-86)	12
3. Joe Smith vs. Texas (W, 2R, 3-18-95)	11
Rudy Archer vs. UC Santa Barbara (SE, 1R, 3-18-88)	11

5. Byron Mouton vs. George Mason (W, 1R, 3-15-01)	9
Joe Smith vs. Saint Louis (MW, 1R, 3-17-94)	9
Len Bias vs. UNLV (W, 2R, 3-16-86)	9

CAREER - FREE THROWS ATT.

1. Lonny Baxter (99, 00, 01, 02)	105
2. Juan Dixon (99, 00, 01, 02)	70
3. Keith Booth (94, 95, 96, 97)	48
Adrian Branch (83, 84, 85)	48
5. Joe Smith (94, 95)	45

SERIES - FREE THROWS ATT.

1. Lonny Baxter (02)	42
2. Lonny Baxter (01)	35
3. Juan Dixon (02)	33
4. Keith Booth (94)	28
5. Joe Smith (94)	25
Tom Young (58)	25

GAME - FREE THROWS ATT.

1. Lonny Baxter vs. Connecticut (E, RF, 3-24-02)	18
2. Joe Smith vs. Texas (W, 2R, 3-18-95)	16
3. Len Bias vs. Pepperdine (W, 1R, 3-14-86)	14
4. Lonny Baxter vs. Georgetown (W, RSF, 3-22-01)	13

CAREER - FREE THROW PCT. (MIN. 12 ATT.)

1. Byron Mouton (01, 02)	.929 (26 of 28)
2. Drew Nicholas (00, 01, 02, 03)	.889 (32 of 36)
3. Len Bias (83, 84, 85, 86)	.864 (38 of 44)
John Lucas (73, 75)	.864 (19 of 22)
5. Juan Dixon (99, 00, 01, 02)	.829 (58 of 70)

SERIES - FREE THROW PCT. (MIN. 10 ATT.)

1. Tahj Holden (02)	1.000 (15 of 15)
2. Byron Mouton (02)	.941 (16 of 17)
3. Rudy Archer (88)	.929 (13 of 14)
4. Steve Sheppard (75)	.917 (11 of 12)
5. Len Bias (86)	.913 (21 of 23)

GAME - FREE THROW PCT. (MIN. 7 ATT.)

1. Byron Mouton vs. George Mason (W, 1R, 3-15-01)	1.000 (9 of 9)
Len Bias vs. UNLV (W, 2R, 3-16-86)	1.000 (9 of 9)
John Lucas vs. Notre Dame (MW, RSF, 3-20-75)	1.000 (8 of 8)
Juan Dixon vs. George Mason (W, 1R, 3-15-01)	1.000 (7 of 7)
5. Rudy Archer vs. UC Santa Barbara (SE, 1R, 3-18-88)	.917 (11 of 12)

* Len Elmore shot 12-for-12 from the free throw line in the championship game of the 1972 NIT.

CAREER - REBOUNDS

1. Lonny Baxter (99, 00, 01, 02)	137 (8.6)
2. Terence Morris (98, 99, 00, 01)	85 (6.5)
3. Joe Smith (94, 95)	73 (12.2)
4. Keith Booth (94, 95, 96, 97)	68 (8.5)

SERIES - REBOUNDS

1. Lonny Baxter (02)	51 (8.5)
2. Lonny Baxter (01)	50 (10.0)
3. Joe Smith (95)	39 (13.0)
4. Terence Morris (01)	38 (7.6)
5. Keith Booth (95)	37 (12.3)

SINGLE GAME - REBOUNDS

1. Joe Smith vs. Texas (W, 2R, 3-18-95)	21
2. Tom Roy vs. Louisville (MW, RF, 3-22-75)	20
3. Ryan Randle vs. UNC Wilmington (S, 1R, 3-21-03)	16
Buck Williams vs. UT-Chattanooga (ME, 1R, 3-12-81)	16



Juan Dixon

5. Keith Booth vs. Gonzaga (W, 1R, 3-16-95)	15
Joe Smith vs. Saint Louis (MW, 1R, 3-17-94)	15
Buck Williams vs. Georgetown (E, RSF, 3-14-80)	15

CAREER - REBOUNDING AVERAGE

1. Buck Williams (80, 81)	12.5 (50)
2. Joe Smith (94, 95)	12.2 (73)
3. Ernest Graham (80, 81)	8.8 (35)
4. Lonny Baxter (99, 00, 01, 02)	8.6 (137)
5. Keith Booth (94, 95)	8.5 (68)

SERIES - REBOUNDING AVERAGE

1. Joe Smith (95)	13.0 (39)
Buck Williams (81)	13.0 (26)
3. Keith Booth (95)	12.3 (37)
4. Buck Williams (80)	12.0 (24)
Len Elmore (73)	12.0 (24)

CAREER - ASSISTS

1. Steve Blake (00, 01, 02, 03)	97 (6.1)
2. Keith Gatlin (84, 85, 86, 88)	69 (7.7)
3. Juan Dixon (99, 00, 01, 02)	43 (2.7)
4. Terrell Stokes (96, 97, 98, 99)	39 (4.9)
5. Duane Simpkins (94, 95, 96)	38 (5.4)

SERIES - ASSISTS

1. Steve Blake (02)	40 (6.7)
2. Steve Blake (01)	30 (6.0)
3. Keith Gatlin (85)	24 (8.0)
4. Duane Simpkins (94)	22 (7.3)

SINGLE GAME - ASSISTS


1. Keith Gatlin vs. Navy (SE, 2R, 3-17-85)	12
2. Steve Blake vs. Kansas (FF, NSF, 3-30-02)	11
Steve Blake vs. Siena (E, 1R, 3-15-02)	11
Duane Simpkins vs. Saint Louis (MW, 1R, 3-17-94)	11

CAREER - ASSISTS AVERAGE

1. Keith Gatlin (84, 85, 86, 88)	7.7 (69)
2. Steve Blake (00, 01, 02, 03)	6.1 (97)
3. Duane Simpkins (94, 95, 96)	5.4 (38)
4. Terrell Stokes (96, 97, 98, 99)	4.9 (39)

SERIES - ASSISTS AVERAGE

1. Keith Gatlin (84)	8.5 (17)
2. Keith Gatlin (85)	8.0 (24)
3. Keith Gatlin (86)	7.5 (15)
4. Duane Simpkins (94)	7.3 (22)



Buck Williams

CAREER - BLOCKED SHOTS

1. Terence Morris (98, 99, 00, 01)	21
2. Lonny Baxter (99, 00, 01, 02)	22
3. Joe Smith (94, 95)	14
Derrick Lewis (85, 86)	14
5. Tahj Holden (00, 01, 02, 03)	12

SERIES - BLOCKED SHOTS

1. Lonny Baxter (02)	13
Terence Morris (01)	8
Joe Smith (95)	8
4. Chris Wilcox (02)	7

GAME - BLOCKED SHOTS

1. Joe Smith vs. Texas (W, 2R, 3-18-95)	7
2. James Gist vs. Butler (MW, 2R, 3-17-07)	4
Chris Wilcox vs. Kansas (FF, NSF, 3-30-02)	4
Lonny Baxter vs. Wisconsin (E, 2R, 3-17-02)	4
Terence Morris vs. Georgetown (W, RSF, 3-22-01)	4
Lonny Baxter vs. Iona (MW, 1R, 3-16-00)	4
Derrick Lewis vs. UNLV (W, 2R, 3-16-86)	4
Derrick Lewis vs. Miami-OH (SE, 1R, 3-15-85)	4

CAREER - STEALS

1. Juan Dixon (99, 00, 01, 02)	30
2. Steve Blake (00, 01, 02, 03)	27
3. Johnny Rhodes (94, 95, 96)	15
4. Terence Morris (98, 99, 00, 01)	14
5. Byron Mouton (01, 02)	13

SERIES - STEALS

1. Juan Dixon (01)	14
2. Juan Dixon (02)	12
3. Steve Blake (03)	9
Steve Blake (02)	9
5. Chris Wilcox (02)	8
Byron Mouton (02)	8

SINGLE GAME - STEALS

1. Steve Blake vs. Michigan State (S, RSF, 3-28-03)	5
Juan Dixon vs. Kansas (FF, NSF, 3-30-02)	5
Johnny Rhodes vs. Santa Clara (W, 1R, 3-15-96)	5
Derrick Lewis vs. UC Santa Barbara (SE, 1R, 3-18-89)	5
5. Juan Dixon vs. Georgia State (W, 2R, 3-17-01)	4
Steve Francis vs. Creighton (S, 2R, 3-13-99)	4
Johnny Rhodes vs. Michigan (MW, RSF, 3-24-94)	4
Joe Smith vs. Texas (W, 2R, 3-18-95)	4
Albert King vs. Georgetown (E, RSF, 3-14-80)	4

NCAA TEAM RECORDS

MARYLAND TEAM

LARGEST MARGIN OF VICTORY

30 vs. Wisconsin (87-57), 3-17-02

LARGEST MARGIN OF DEFEAT

35 vs. UCLA (105-70), 3-18-00; vs. Indiana (99-64), 3-14-81

OVERTIME PERIODS

1- Maryland def. Miami-OH, 69-68, 3-15-85

POINTS

Series High- 502 in 2002 (6 games)

Single Game High- 102 vs. West Virginia, 3-17-84

Single Game Low- 43 vs. Villanova, 3-22-85

SCORING AVERAGE

Series High- 90.0 in 1973 (180 in 2 games)

Series Low- 51.0 in 1983 (102 in 2 games)

FIELD GOALS MADE

Series High- 170 in 2002 (6 games)

Single Game High- 40 vs. Providence, 3-17-73

Single Game Low- 16 vs. Manhattan, 3-15-58

FIELD GOALS ATTEMPTED

Series High- 357 in 2002 (6 games)

Single Game High- 83 vs. Connecticut, 3-23-95

Single Game Low- 39 vs. Houston, 3-19-83

FIELD GOAL PCT.

Series High- .583 in 1980 (67 of 115, 2 games)

Series Low- .398 in 1958 (68 of 171, 3 games)

Single Game High- .667 vs. West Virginia (36 of 54), 3-17-84

Single Game Low- .271 vs. Manhattan (16 of 59), 3-15-58

3-POINT FIELD GOALS MADE

Series High- 37 in 2002 (6 games)

Single Game High- 11 vs. Arizona, 3-19-98

Single Game Low- 0 vs. Texas, 3-18-95

3-POINT FIELD GOALS ATTEMPTED

Series High- 93 in 2002 (6 games)

Single Game High- 29 vs. Santa Clara, 3-15-96

Single Game Low- 5 vs. Texas, 3-18-95;

vs. Saint Louis, 3-17-94

3-POINT FIELD GOAL PCT.

Series High- .410 in 1988 (16 of 39, 2 games)

Series Low- .262 in 1995 (11 of 42, 3 games)

Single Game High- .800 vs. Massachusetts (8 of 10), 3-19-94

Single Game Low- .000 vs. Texas (0 of 5), 3-18-95

FREE THROWS MADE

Series High- 124 in 2002 (6 games)

Single Game High- 31 vs. Connecticut, 3-24-02

Single Game Low- 4 vs. Indiana, 3-14-81

FREE THROWS ATTEMPTED

Series High- 154 in 2002 (6 games)

Single Game High- 42 vs. Boston College, 3-11-58

Single Game Low- 6 vs. Indiana, 3-14-81

FREE THROW PCT.

Series High- .824 in 1985 (28 of 34, 3 games)

Series Low- .588 in 1983 (20 of 34, 2 games);
in 1980 (20 of 34, 2 games)

Single Game High- .917 vs. Miami-OH (11 of 12), 3-15-85

Single Game Low- .455 vs. Santa Clara (10 of 22), 3-15-96

REBOUNDS

Series High- 231 in 2002 (6 games)

Single Game High- 54 vs. Davidson, 3-15-07; vs. Boston College,
3-11-58

Single Game Low- 23 vs. Kentucky, 3-20-88; vs. Navy, 3-17-85; vs.
Houston, 3-19-83

REBOUNDING AVERAGE

Series High- 48.3 in 1995 (145 in 3 games)

Series Low- 25.0 in 1988 (50 in 2 games)

FOULS

Series High- 108 in 2001 (5 games)

Single Game High- 31 vs. Santa Clara, 3-15-96

Single Game Low- 11 vs. Illinois, 3-14-98

ASSISTS

Series High- 102 in 2002 (6 games)

Single Game High- 25 vs. Siena, 3-15-02

Single Game Low- 7 vs. Houston, 3-19-83

BLOCKED SHOTS

Series High- 28 in 2002 (6 games)

Single Game High- 8 vs. Butler, 3-17-07; vs. Miami-OH, 3-15-85

Single Game Low- 0 vs. several opponents

STEALS

Series High- 50 in 2002 (6 games)

Single Game High- 13 vs. Santa Clara, 3-15-96

Single Game Low- 1 vs. Houston, 3-19-83;

vs. Notre Dame, 3-20-75

OPPONENT TEAM

POINTS

Series High- 417 in 2002 (6 games)

Single Game High- 105 by UCLA, 3-18-00

Single Game Low- 46 by Villanova, 3-22-85

SCORING AVERAGE

Series High- 89.0 in 1973 (178 in 2 games)

Series Low- 55.5 in 1983 (111 in 2 games)

FIELD GOALS MADE

Series High- 146 in 2002 (6 games)

Single Game High- 43 by Providence, 3-17-83

Single Game Low- 17 by Villanova, 3-22-85;

by Boston College, 3-11-58

FIELD GOALS ATTEMPTED

Series High- 365 in 2002 (6 games)

Single Game High- 74 by Connecticut, 3-23-95

Single Game Low- 39 by Houston, 3-19-83

FIELD GOAL PCT.

Series High- .570 in 1973 (77 of 135, 2 games)

Series Low- .343 in 1958 (68 of 198, 3 games)

Single Game High- .651 by Indiana (41 of 63), 3-14-81

Single Game Low- .243 by Boston College
(17 of 70), 3-11-58

3-POINT FIELD GOALS MADE

Series High- 46 in 2002 (6 games)

Single Game High- 14 by UCLA, 3-18-00

Single Game Low- 3 by Utah State, 3-12-98; by Texas, 3-18-95; by
Massachusetts, 3-19-94

3-POINT FIELD GOALS ATTEMPTED

Series High- 124 in 2002 (6 games)

Single Game High- 37 by Davidson, 3-15-07

Single Game Low- 9 by Kentucky, 3-20-88

3-POINT FIELD GOAL PCT.

Series High- .517 in 1988 (15 of 29, 2 games)

Series Low- .250 in 1995 (15 of 60, 3 games)

Single Game High- .560 by UCLA (14 of 25), 3-18-00

Single Game Low- .143 by Texas (3 of 21), 3-18-95

FREE THROWS MADE

Series High- 98 in 2001 (5 games)

Single Game High- 34 by Santa Clara, 3-15-96

Single Game Low- 2 by Indiana, 4-1-02

FREE THROWS ATTEMPTED

Series High- 137 in 2001 (5 games)

Single Game High- 41 by Santa Clara, 3-15-96

Single Game Low- 6 by Illinois, 3-14-98

FREE THROW PCT.

Series High- .903 in 1981 (28 of 31, 2 games)

Series Low- .463 in 1983 (19 of 41, 2 games)

Single Game High- 1.000 by Siena (10 of 10), 3-15-02;

UT-Chattanooga (11 of 11), 3-12-81

Single Game Low- .286 by Indiana (2 of 7), 4-1-02

REBOUNDS

Series High- 210 in 2002 (6 games)

Single Game High- 46 by Temple, 3-14-58

Single Game Low- 23 by Saint Louis, 3-17-94;

by Syracuse, 3-15-73

REBOUNDING AVERAGE

Series High- 43.0 in 1958 (129 in 3 games)

Series Low- 29.0 in 1984 (58 in 2 games)

FOULS

Series High- 126 in 2002 (6 games)

Single Game High- 28 by Georgetown, 3-22-01

Single Game Low- 9 by Indiana, 3-14-81

ASSISTS

Series High- 85 in 2002 (6 games)

Single Game High- 28 by UCLA, 3-18-00

Single Game Low- 5 by Texas, 3-18-95

BLOCKED SHOTS

Series High- 23 in 2002 (6 games); in 2001 (5 games)

Single Game High- 8 by St. John's, 3-18-99;

by Arizona, 3-19-98

Single Game Low- 0 by several opponents

STEALS

Series High- 43 in 2002 (6 games)

Single Game High- 14 by Creighton, 3-13-99

Single Game Low- 0 by Notre Dame, 3-20-75

NCAA TEAM MISCELLANY

ALL-TIME ROSTER - NCAA TOURNAMENT GAMES

A
Jeff Adkins (7-7; 83, 84, 85)
Rudy Archer (2-2; 88)

B
Earl Badu (2-0; 00, 02)
Taylor Baldwin (3-0; 80, 81)
Jeff Baxter (9-2; 83, 84, 85, 86)
Lonny Baxter (16-16; 99, 00, 01, 02)
Jerry Bechtle (2-0; 58)
Len Bias (9-9; 83, 84, 85, 86)
Steve Blake (16-16; 00, 01, 02, 03)
Bob Bodell (2-2; 73)
Keith Booth (8-8; 94, 95, 96, 97)
Nick Bosnic (3-0; 94)
Will Bowers (2-0; 07)
John Boyle (1-0; 75)
Adrian Branch (7-7; 83, 84, 85)
Wayne Bristol (6-0; 94, 95)
Darrell Brown (2-0; 73)
Owen Brown (5-3; 73, 75)
Parrish Brown (2-0; 07)
Al Bunge (3-3; 58)

C
Nik Caner-Medley (5-4; 03, 04)
LaRon Cephas (5-0; 98, 99, 00)
Ben Coleman (4-4; 83, 84)
Andre Collins (5-0; 02, 03)

D
Gene Danko (3-0; 58)
Brad Davis (3-3; 75)
Nick Davis (3-3; 58)
Dave Dickerson (3-0; 86, 88)
Juan Dixon (16-13; 99, 00, 01, 02)
Chuck Driesell (1-0; 84)

E
Obinna Ekezie (5-5; 96, 97, 98)
Rodney Elliott (7-4; 95, 96, 97, 98)
Len Elmore (2-2; 73)

F
Ed Farmer (2-1; 83)
Norman Fields (3-0; 96, 99)
Mark Fothergill (4-1; 83-84)
Steve Francis (3-3; 99)

G
John Gilchrist (5-2; 03, 04)
James Gist (2-2; 07)
Travis Garrison (5-2; 03, 04)
Keith Gatlin (9-7; 84, 85, 86, 88)
Ernest Graham (4-4; 80, 81)
Mike Grinnon (1-0; 02)

H
Billy Hahn (4-0; 73, 75)
Matt Hahn (2-0; 99, 00)
Jim Halleck (3-0; 58)
Eric Hayes (2-0; 07)
Exree Hipp (7-7; 94, 95, 96)
Pete Holbert (1-0; 84)
Tahj Holden (16-4; 00, 01, 02, 03)
Steve Hood (2-0; 88)
Maurice Howard (5-0; 73, 75)

I
Ekene Ibekwe (4-2, 04, 07)
Reggie Jackson (4-4; 80, 81)
Sarunas Jasikevicius (7-3; 95, 96, 97, 98)
John Johnson (1-0; 86)
Mike Jones (4-2; 04, 07)
Tom Jones (5-0; 85, 86)
Donny Judd (3-0; 94, 95)

K
Albert King (4-4; 80, 81)
Matt Kovarik (9-0; 94, 95, 97, 98)
Pete Krukar (1-0; 58)

L
Derrick Lewis (7-7; 85, 86, 88)
Terry Long (7-2; 84, 85, 86)
John Lucas (5-5; 73, 75)
Mario Lucas (7-0; 94, 95, 96)

M
Greg Manning (4-4; 80, 81)
Mike Mardesich (13-0; 98, 99, 00, 01)
Tony Massenbug (2-2; 88)
Calvin McCall (8-1; 00, 02, 03)
Teyon McCoy (2-0; 88)
Chris McCray (2-2, 04)
Tom McMillen (2-2; 73)
Charles McNeill (3-3; 58)
Danny Miller (9-1; 99, 00, 01)
Perry Moore (2-0; 58)
Dutch Morley (4-0; 80, 81)
Terence Morris (13-10; 98, 99, 00, 01)
Byron Mouton (11-11; 01, 02)
Bill Murphy (2-0; 58)

N
John Nacincik (3-3; 58)
Dave Neal (2-0; 07)
John Newsome (1-0; 75)
Drew Nicholas (16-3; 00, 01, 02, 03)

O
Jim O'Brien (2-2; 73)
Bambale Osby (2-0; 07)

P
Chris Patton (3-0; 75)
Charles Pittman (2-0; 81)
Rich Porac (1-0; 73)
Laron Profit (8-7; 96, 97, 98, 99)

R
Ryan Randle (9-3; 02, 03)
Matt Raydo (4-0; 94, 95, 96)
Johnny Rhodes (7-7; 94, 95, 96)
Steve Rivers (4-0; 81, 83)
Tom Roy (5-3; 73, 75)

S
Steve Sheppard (3-3; 75)
Kurtis Shultz (3-0; 94, 95)
Duane Simpkins (7-7; 94, 95, 96)
Jamar Smith (5-2; 03, 04)
Joe Smith (6-6; 94, 95)
Terrell Stokes (8-7; 96, 97, 98, 99)
D.J. Strawberry (4-2; 04, 07)

V
Greivis Vasquez (2-2; 07)
Herman Veal (2-2; 84)

W
Rodney Walker (1-0; 88)
Brian Watkins (2-0; 99)
Julian Weingarten (1-0; 58)
Howard White (2-0; 73)
Chris Wilcox (11-6; 01, 02)
Brian Williams (2-2; 88)
Buck Williams (4-4; 80, 81)

Y
Tom Young (3-3; 58)

TERPS ON NCAA ALL-TOURNAMENT TEAMS

Lonny Baxter
2002 – Final Four
2002 – East Region MVP
2001 – West Region MVP

Juan Dixon
2002 – Final Four MVP
2002 – East Region
2001 – West Region


Chris Wilcox
2002 – Final Four

Adrian Branch
1985 – Southeast Region

John Lucas
1975 – Midwest Region

Tom McMillen
1973 – East Region

Nick Davis
1958 – East Region



Chris Wilcox



Juan Dixon



John Lucas



Tom McMillen



Nick Davis

NCAA TOURNAMENT STARTING LINEUPS

Year	Lineup
1958	F Charles McNeil, F John Nacincik, C Al Bunge, G Nick Davis, G Tom Young
1973	F Jim O'Brien, F Len Elmore, C Tom McMillen, G John Lucas, G Bob Bodell
1975	F Steve Sheppard, F Owen Brown, C Tom Roy, G John Lucas, G Brad Davis
1980	F Albert King, F Ernest Graham, C Buck Williams, G Reggie Jackson, G Greg Manning
1981	F Albert King, F Ernest Graham, C Buck Williams, G Reggie Jackson, G Greg Manning
1983	F Len Bias, F Ed Farmer, F Mark Fothergill, C Ben Coleman, G/F Adrian Branch, G Jeff Adkins
1984	F Len Bias, F Herman Veal, C Ben Coleman, G/F Adrian Branch, G Jeff Adkins
1985	F Len Bias, G/F Adrian Branch, F/C Derrick Lewis, G Keith Gatlin, G Jeff Adkins
1986	F Len Bias, F/C Derrick Lewis, C Terry Long, G Keith Gatlin, G Jeff Baxter
1988	F Tony Massenbug, F Derrick Lewis, C Brian Williams, G Keith Gatlin, G Rudy Archer
1994	F Exree Hipp, F/G Keith Booth, F/C Joe Smith, G Duane Simpkins, G Johnny Rhodes
1995	F Exree Hipp, F/G Keith Booth, F/C Joe Smith, G Duane Simpkins, G Johnny Rhodes
1996	F Exree Hipp, F/G Keith Booth, C Obinna Ekezie, G Duane Simpkins, G Johnny Rhodes
1997	F Laron Profit, F Rodney Elliott, C Obinna Ekezie, G Terrell Stokes, G Keith Booth
1998	F Laron Profit, F Rodney Elliott, C Obinna Ekezie, G Terrell Stokes, G Sarunas Jasikevicius
1999	F Laron Profit, F Terence Morris, C Lonny Baxter, G Terrell Stokes, G Steve Francis
2000	F Danny Miller, F Tahj Holden, F Terence Morris, C Lonny Baxter, G Juan Dixon, G Steve Blake
2001	F Byron Mouton, F Terence Morris, C Lonny Baxter, G Juan Dixon, G Steve Blake
2002	F Byron Mouton, F Chris Wilcox, C Lonny Baxter, G Juan Dixon, G Steve Blake
2003	F Nik Caner-Medley/Calvin McCall, F Tahj Holden, F/C Ryan Randle, G Drew Nicholas, G Steve Blake
2004	F Nik Caner-Medley, F Travis Garrison, C Jamar Smith, G Chris McCray, G John Gilchrist
2007	F James Gist, F Ekene Ibekwe, G Mike Jones, G D.J. Strawberry, G Greivis Vasquez